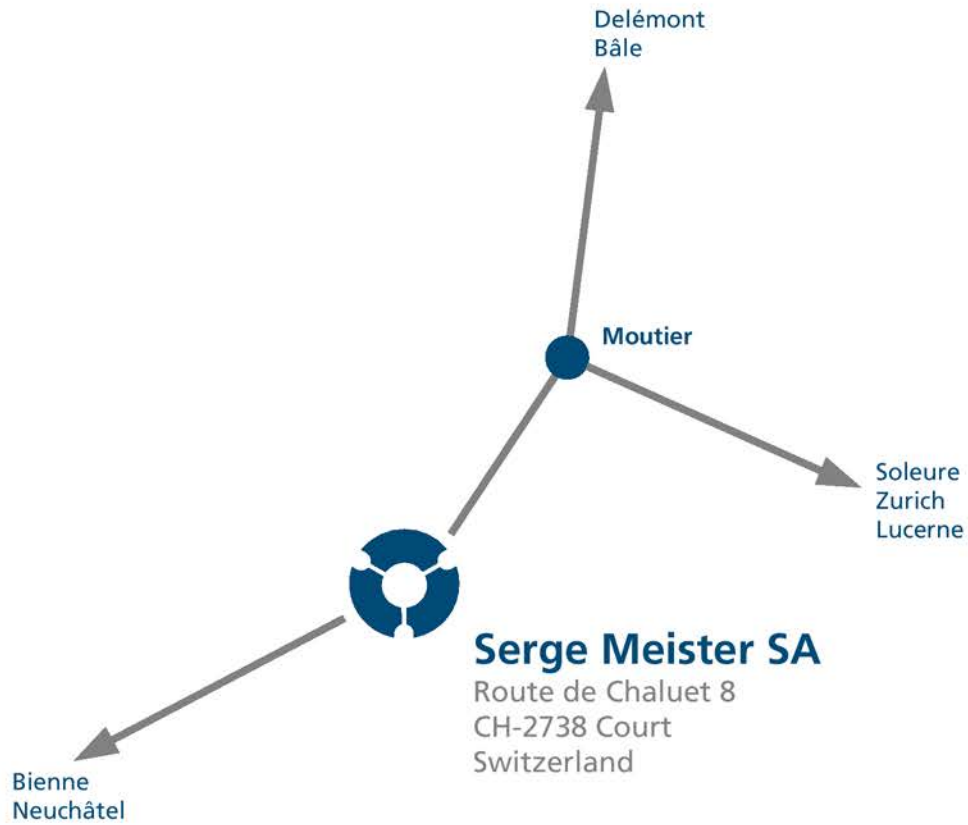


serge meister  **sa**

PRECISION CARBIDE TOOLS

2018





Lun - Jeu / Mon - Don / Mon - Thu
07:00 - 11:30 / 13:30 - 16:30

Ven / Frei / Fri
07:00 - 11:30 / 13:30 - 16:00

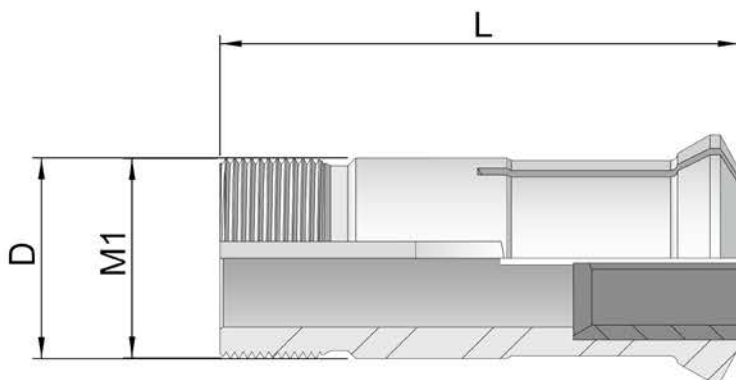


Tél. +41 32 497 71 20
Fax +41 32 497 71 29

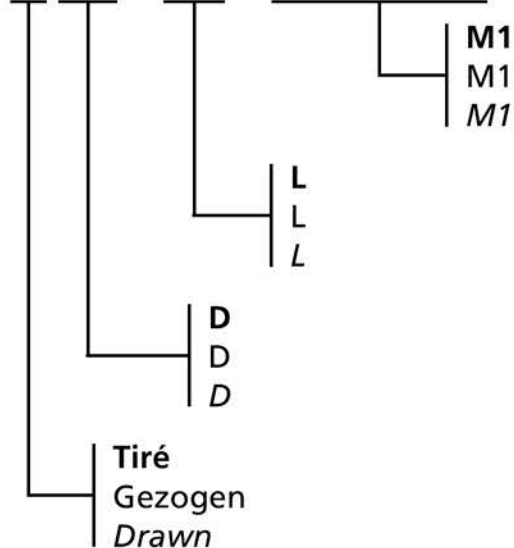


info@meister-sa.ch

	Canons	Führungsbüchsen	Guide bushes
T	= Tiré	Gezogen	<i>Drawn</i>
PO	= Poussé	Gestossen	<i>Pushed</i>
FI	= Fixe	Fest	<i>Plain</i>
MAG	= Magic	Magic	<i>Magic</i>
ES	= ESCO	ESCO	<i>ESCO</i>
TOR	= TOR 4	TOR 4	<i>TOR 4</i>
TOP	= TOP	TOP	<i>TOP</i>
AUT	= Automatique	Automatisch	<i>Automatic</i>
PD	= Porte Douille	Hülsen-Halter	<i>Sleeve holder</i>

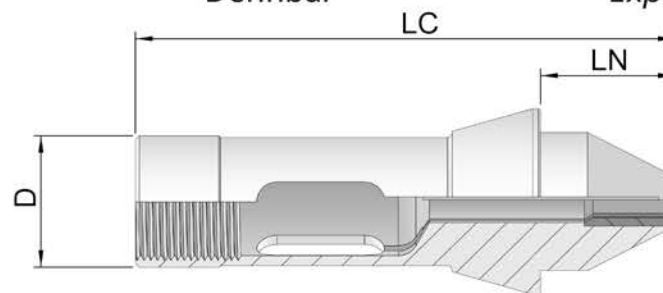
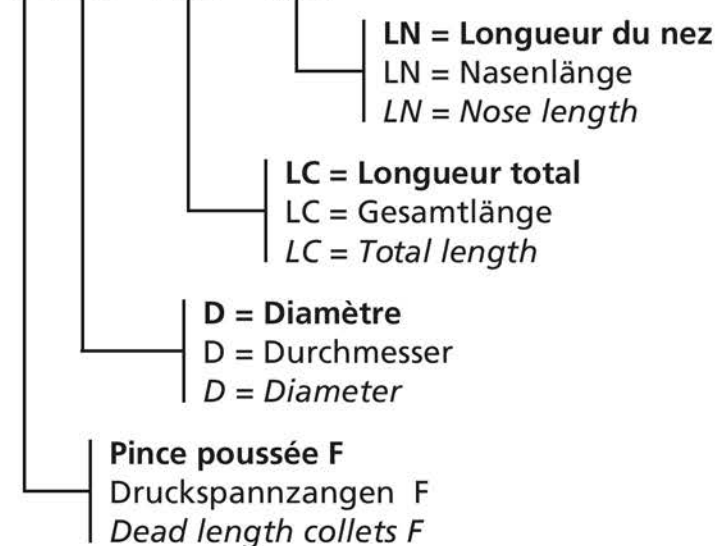









T 11 - 53 - M10.080



Exemple : 605 = T24-61

Pinces		Spannzangen	Collets
F	= Pinces poussées F	Druckspannzangen F	Dead length collets F
W	= Pinces tirées W	Zugspannzangen W	Pull-type collets W
B	= Pinces tirées B	Zugspannzangen B	Pull-type collets B
P	= Pinces tirées P	Zugspannzangen P	Pull-type collets P
PR	= Pinces tirées PR	Zugspannzangen PR	Pull-type collets PR
L	= Lambert	Lambert	Lambert
MS	= MultiSwiss	MultiSwiss	MultiSwiss
DC	= Double cône	Doppelkegel	Double cone
PC	= Pinces de ravitaillement	Span. Stangenlader	Feed finger
TB	= Transporteur B	Transport B	Transporter B
TT	= Transporteur T	Transport T	Transporter T
ROL8	= Rol 8	Rol 8	Rol 8
TOR4	= Tor 4	Tor 4	Tor 4
LNS	= LNS	LNS	LNS
EXP	= Expansible	Dehnbar	Expanding



F 20 - 49 - 15

F10-42
F (Normal) / D=10 / LC=42
F10-42-10
F (Long Nez) / D=10 / LC=42 / LN=10

- 1948**  **Serge Meister fonde la société Serge Meister SA à Court, Suisse.**
Serge Meister gründet die Firma Serge Meister AG in Court, Schweiz.
Foundation of Serge Meister SA by Serge Meister in Court, Switzerland.
- 1953**  **Création de l'appareil à meuler et le canon tournant à paliers lisses en métal dur.**
Entwicklung des Schleifapparats und der Führungsbüchse mit einem Gleitlager aus Hartmetall.
Creation of the grinding unit and the rotating carbide lined guide bushes.
- 1981**  **Agrandissement de l'usine, la surface est doublée.**
Erweiterung des Werks, die Produktionsfläche wird verdoppelt.
Factory expansion. Its area is doubled.
- 1987**  **Jean-Pierre Meyer et Paul Leuenberger reprennent la direction de Serge Meister SA.**
Jean-Pierre Meyer und Paul Leuenberger übernehmen gemeinsam die Firmenleitung der Serge Meister AG.
Jean-Pierre Meyer and Paul Leuenberger take the direction of Serge Meister SA.
- 1992**  **Serge Meister décède à l'âge de 73 ans.**
Serge Meister verstirbt im Alter von 73 Jahren.
Serge Meister dies at age 73.
- 2006**  **Déménagement et agrandissement de Serge Meister SA à Court, Route de Chaluet 8.**
Erweiterung und Verlagerung der Serge Meister AG an die Route de Chaluet 8 in Court.
Serge Meister SA moves to Court Route de Chaluet 8, expanding its surface.
- 2007**  **Après plus de 25 ans de service, Paul Leuenberger passe le témoin à son fils Olivier Leuenberger, petit-fils de Serge Meister.**
Nach über 25 Jahren im Dienst des Unternehmens übergibt Paul Leuenberger die Zügel an seinen Sohn Olivier Leuenberger, dem Enkel von Serge Meister.
After more than 25 years of service, Paul Leuenberger over to his son Olivier Leuenberger, Serge Meister's grandson.

2017  **Ouverture d'une succursale en Allemagne Serge Meister Präzisionswerkzeuge GmbH Pforzheim.**

Eröffnung einer Niederlassung in Deutschland Serge Meister Präzisionswerkzeuge GmbH Pforzheim.

A branch office called Serge Meister Präzisionswerkzeuge GmbH is opened in Pforzheim, Germany.

2018  **Après plus de 41 ans de service dans l'entreprise, dont 30 années à la direction, Jean-Pierre Meyer passe le témoin à son fils Luc Meyer tout en restant au sein de l'entreprise.**

Nach mehr 41 Jahren im Unternehmen, davon 30 Jahre als Geschäftsinhaber, übergibt Jean-Pierre Meyer die Führung seinem Sohn Luc Meyer. Er bleibt jedoch in der Firma.

After more than 41 years of service, and more than 30 as a director, Jean-Pierre Meyer hands it over to his son Luc Meyer. Jean-Pierre Meyer continues working within the company.

Revendeur officiel Schaublin pour la Suisse
Schaublin offizieller Vertreter für die Schweiz
Schaublin official reseller for Switzerland

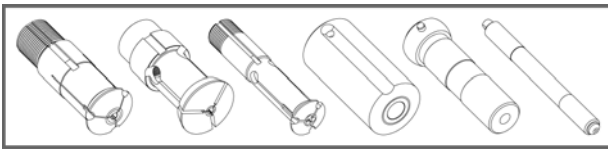
 **SCHAUBLIN**

Pinces poussées
Druckspannzangen
Dead length collets

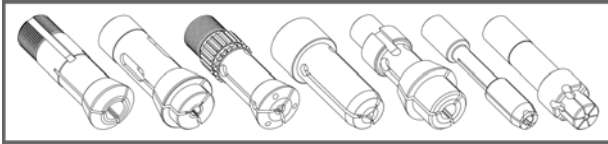


Pinces tirées avec filet extérieur
Zugspannzangen mit Aussengewinde
Pull-type collets with external thread

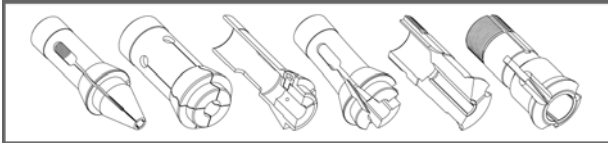




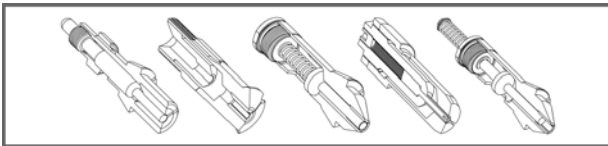
Canons Führungsbüchsen Guide bushes	8
---	---



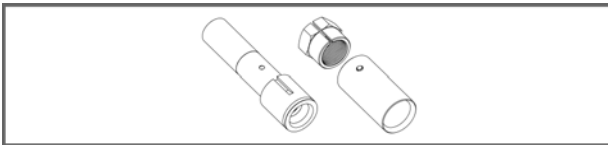
Pinces Spannzangen Collets	21
----------------------------------	----



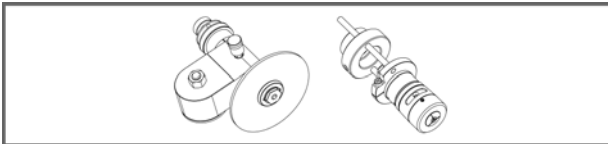
Options Optionen Options	38
--------------------------------	----



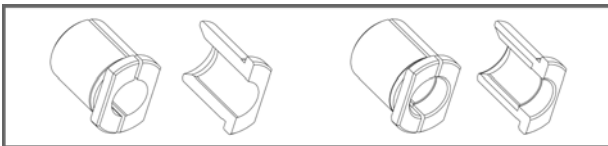
Options supplémentaires Zusatz-Optionen Additional options	47
--	----



Douilles Hülsen Sleeves	50
-------------------------------	----



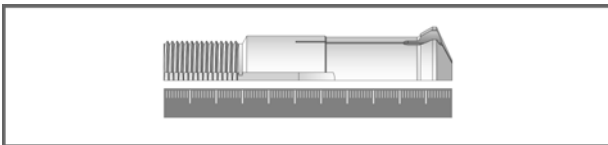
Spécialités Serge Meister Spezialitäten Serge Meister Serge Meister specialties	53
---	----



Mâchoires Backen Jaws	56
-----------------------------	----



Machines Maschinen Machinery	57
------------------------------------	----








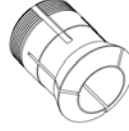

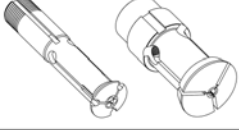




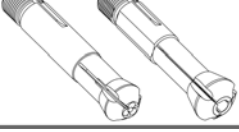
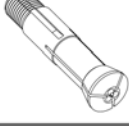
Demandes sur mesure Kundenspezifische Anfragen Custom made demands	70
--	----



Service après-vente Kundendienst After-sales service	81
--	----



Normes Serge Meister Standard Toleranzen Serge Meister Serge Meister standards	82
--	----

	Tiré Gezogen <i>Drawn</i>	9		TOP TOP <i>TOP</i>	19
	Poussé Gestossen <i>Pushed</i>	12		Automatique Automatisch <i>Automatic</i>	19
	Fixe Fest <i>Plain</i>	13		Porte Douille Hülsen-Halter <i>Sleeve holder</i>	20
	Magic Type A Magic Typ A <i>Magic Type A</i>	15			
	Magic Type B Magic Typ B <i>Magic Type B</i>	15			
	ESCO D2 ESCO D2 <i>ESCO D2</i>	16			
	ESCO D2 (ajustable) ESCO D2 (einstellbar) <i>ESCO D2 (adjustable)</i>	16			
	ESCO D6 ESCO D6 <i>ESCO D6</i>	17			
	ESCO D6 (à boule) ESCO D6 (Kugel) <i>ESCO D6 (ball)</i>	17			
	ESCO New Mach ESCO New Mach <i>ESCO New Mach</i>	18			
	TOR 4 TOR 4 <i>TOR 4</i>	18			

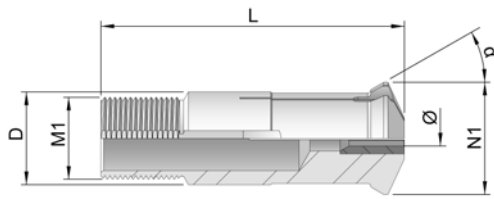
Tiré
Gezogen
Drawn


fig.1

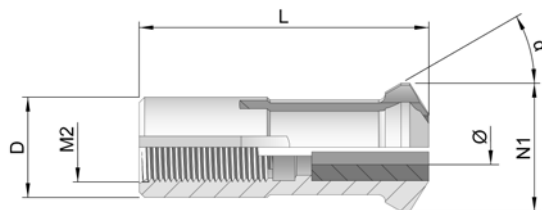


fig.2


Ø maximum passant en métal dur

Maximaler Ø durchgehend Hartmetall

Maximum Ø through carbide

N° Serge Meister	D	L	α	N1	M1	M2	Max			fig.
							Ø	⬡	■	
T7-29	7	29	30°	10	M6 x 0.5		3.0	3.5	3.0	1
T7-30	7	30	16°	9.5	M6 x 0.5		3.5	3.0	2.5	1
T9-26	9	26	30°	11.5		M6 x 0.5	4.0	4.0	3.0	2
T9-44	9	44	16°	12.5	M8 x 0.75		4.0	4.5	3.5	1
T9-50	9	50	30°	12.3	M8 x 0.6		4.0	4.5	3.5	1
T11-50	11	50	30°	15	M10 x 0.6		6.0	5.5	4.5	1
T11-53-M10.075	11	53	16°	14.5	M10 x 0.75		6.5	6.0	4.5	1
T11-53-M10.080	11	53	16°	14.5	M10 x 0.8		6.5	5.5	4.5	1
T12-50-M10.075	12	50	16°	15.5	M10 x 0.75		6.0	5.5	4.5	1
T12-50-M12.1	12	50	30°	15	M12 x 1		7.0	6.5	5.5	1
T13-41.5	13	41.5	15°	16	M12.5 x 0.75		7.0	6.0	5.0	1
T14-64	14	64	16°	18	M13 x 0.75		10.0	8.5	7.0	1
T16-52	16	52	30°	20	M16 x 1		10.0	9.0	7.0	1
T16-58	16	58	16°	19.8	M14 x 1		10.0	9.0	7.0	1
T16-59	16	59	16°	20.5	M14 x 1		10.0	9.0	7.0	1
T16-59-M15.1	16	59	16°	20.5	M15 x 1		10.0	9.0	7.0	1
T16-61	16	61	30°	19.8	M15 x 1		10.0	9.0	7.0	1
T17-61	17	61	30°	21	M15 x 1		12.0	10.5	8.5	1
T18-59-M16.1	18	59	30°	21.8	M16 x 1		12.0	10.5	8.5	1
T18-60-M18.1	18	60	30°	21.8	M18x1		13.0	11.0	9.0	1
T20-55	20	55	30°	25	M20 x 1		13.0	11.0	9.0	1
T21-56.4	21	56.4	12°	24	M18 x 1		14.0	12.0	9.5	1
T21-57.4	21	57.4	12°	24	M18 x 1		14.0	12.0	9.5	1



Tiré

Gezogen

Drawn

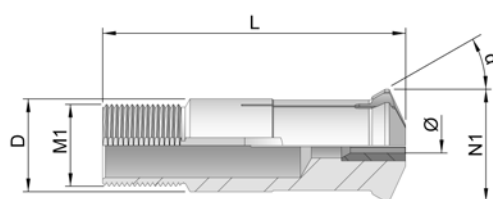


fig.1

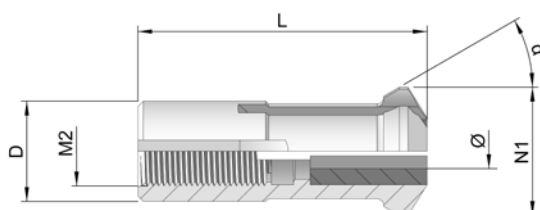


fig.2



Ø maximum passant en métal dur

Maximaler Ø durchgehend Hartmetall

Maximum Ø through carbide

N° Serge Meister	D	L	α	N1	M1	Max			fig.
						Ø	⬡	■	
T21-65.5	21	65.5	12°	24	M18 x 1	14.0	12.0	9.5	1
T22-68-M19.1	22	68	16°	29	M19 x 1	15.0	13.0	10.5	1
T22-68-M22.1	22	68	16°	29	M22 x 1	16.0	14.5	12.0	1
T22-68-M22.1-R	22	68	16°	29	M22 x 1	17.0	14.5	12.0	1
T23-72	23	72	16°	28	M22 x 1	17.0	14.5	12.0	1
T24-61	24	61	30°	30	M24 x 1	16.0	14.0	11.5	1
T25-71	25	71	30°	30	M25 x 1	17.5	15.5	12.5	1
T26-77	26	77	16°	29	M25 x 1	20.0	17.5	14.0	1
T27-57.5	27	57.5	12°	30	M24 x 1	18.0	16.0	13.0	1
T27-67.5	27	67.5	12°	30	M24 x 1	18.0	16.0	13.0	1
T28-81	28	81	30°	38	M25 x 1	20.0	17.0	14.0	1
T28-82-M25.1	28	82	16°	34	M25 x 1	20.0	17.0	14.0	1
T28-82-M27.1	28	82	16°	34	M27 x 1	22.0	19.0	15.5	1
T30-70	30	70	16°	36	M28 x 1	20.5	18.0	14.5	1
T32-71	32	71	30°	39.8	M32 x 1	22.5	19.5	16.0	1
T34-87.5	34	87.5	10°	41	M34 x 1	27.5	24.0	19.5	1
T40-72-M36.1	40	72	30°	47.8	M36 x 1	26.5	23.0	19.0	1
T40-72-M40.1	40	72	30°	48	M40 x 1	28.0	24.0	20.0	1
T41-54	41	54	10°	46	M38 x 1	32.0	28.0	23.0	1
T42-82-C16	42	82	16°	49	M40 x 1	33.0	29.0	24.0	1
T42-82-C16-M	42	82	16°	49	M42 x 1	35.0	30.0	25.5	1
T42-82-C20	42	82	20°	49	M40 x 1	33.0	29.0	24.0	1
T44-87	44	87	20°	53	M40 x 1	32.0	28.0	23.0	1



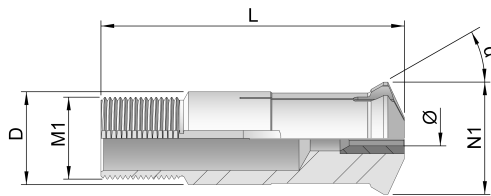
Tiré
Gezogen
Drawn


fig.1

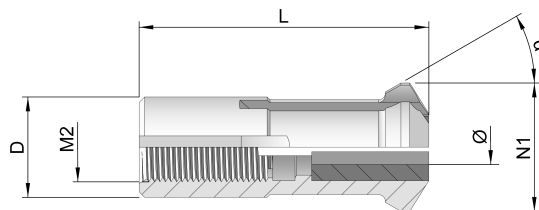


fig.2


Ø maximum passant en métal dur

Maximaler Ø durchgehend Hartmetall

Maximum Ø through carbide

N° Serge Meister	D	L	α	N1	M1	Max			fig.
						Ø	⬡	■	
T45-82	45	82	16°	52	M42 x 1	37.0	32.0	26.0	1
T46-82	46	82	16°	53	M45 x 1	38.0	32.5	26.5	1
T46-92	46	92	16°	53	M45 x 1	38.0	32.5	26.5	1
T48-81-C10	48	81	10°	54	M46 x 1	38.0	33.0	27.0	1
T48-81-C30	48	81	30°	56	M48 x 1.25	38.0	33.0	27.0	1
T48-82	48	82	16°	54	M46 x 1	38.0	33.0	27.0	1

←

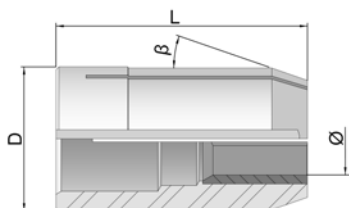
Poussé
Gestossen
Pushed


fig.1

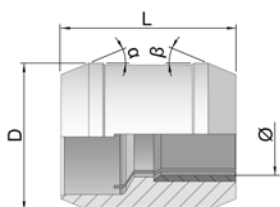


fig.2



Ø maximum passant en métal dur

Maximaler Ø durchgehend Hartmetall

Maximum Ø through carbide

N° Serge Meister	D	L	α	β	Max			fig.
					Ø	⬠	■	
PO7-19	7	19	45°	30°	3	2.7	2.2	2
PO8.6-34	8.6	34	28°	28°	3	2.7	2.2	2
PO9-30-C19	9	30		19°	4	3.5	3	1
PO9-30-C30	9	30	45°	30°	4	3.5	3	2
PO11-30	11	30		19°	6	5.5	4.5	1
PO13-30	13	30	45°	40°	7	6	5	2
PO14-35	14	35		19°	8	7	5.5	1
PO15-35	15	35		19°	8	7	5.5	1
PO16-30	16	30	45°	40°	11	9	7.5	2
PO16-35	16	35		19°	10	8.5	7	1
PO16-40	16	40	30°	30°	8	7	5.5	2
PO18-40	18	40		19°	12	10.5	8	1
PO20-40	20	40	30°	30°	11	9	7.5	2
PO22-42	22	42	45°	40°	14	12.5	10	2
PO24-42	24	42		19°	15	13	10.5	1
PO26-42	26	42	45°	30°	16	14	11	2
PO28-45	28	45		29°	20	17.5	14	1
PO30-42-C29	30	42		29°	18	15	13	1
PO30-42-C30	30	42	45°	30°	20	17.5	14	2
PO30-60	30	60	29°	29°	18	14.5	12	2
PO32-45	32	45		19°	22	19.5	15.5	1
PO34-42	34	42		29°	22	19.5	15.5	1
PO34-48	34	48	45°	30°	23	20	16	2



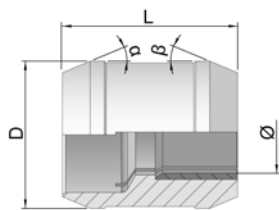
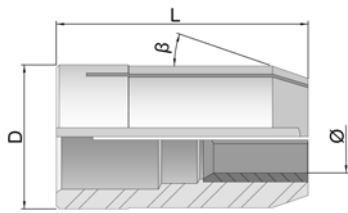
Poussé

Gestossen

fig.1



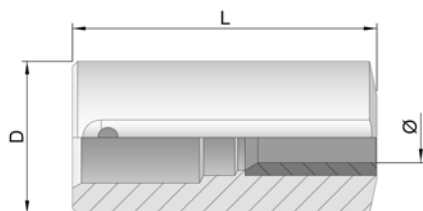
fig.2


Pushed
Ø maximum passant en métal dur

Maximaler Ø durchgehend Hartmetall

Maximum Ø through carbide

N° Serge Meister	D	L	α	β	Max			fig.
					Ø	⬠	■	
PO34-60	34	60	29°	29°	22	19.5	15.5	2
PO38-45	38	45		19°	28	24	19.5	1
PO38-60	38	60		19°	28	24	19.5	1
PO42-50	42	50	22.5°	22.5°	32	25	20	2
PO42-60	42	60		19°	28	24	19.5	1
PO42-72	42	72	29°	29°	26	22	18	2
PO46-60	46	60		19°	32	28	23	1
PO48-72	48	72	29°	29°	28	24	19.5	2
PO52-72	52	72	29°	29°	33	28	23	2


Fixe

Fest

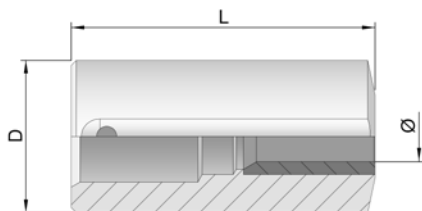
Plain
Ø maximum passant en métal dur rond

Maximaler Ø durchgehend Hartmetall Runde

Maximum Ø through carbide round

N° Serge Meister	D	L	Max		
			Ø	⬠	■
F16	6	11	4.0	3.5	3



Fixe
Fest
Plain


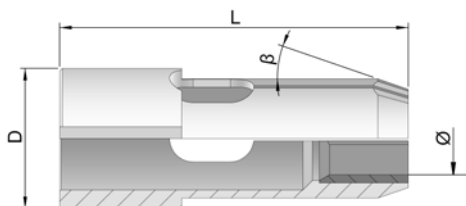
Ø maximum passant en métal dur rond

Maximaler Ø durchgehend Hartmetall Runde

Maximum Ø through carbide round

N° Serge Meister	D	L	Max		
			Ø	⬠	■
FI10	10	20	5.0	4.5	3.5
FI12	12	20	6.0	5.0	4.0
FI13	13	25	7.0	6.0	5.0
FI15	15	30	10.0	8.5	7.0
FI16	16	30	10.0	8.5	7.0
FI20	20	30	12.0	10.5	8.5
FI22	22	32	13.0	11.0	9.0
FI24	24	34	16.0	14.0	11.0
FI25	25	35	16.0	14.0	11.0
FI30	30	35	20.0	17.0	14.0
FI32	32	45	21.0	18.0	17.0
FI34	34	34	22.0	19.0	15.5
FI35	35	35	25.0	21.5	17.5
FI36	36	45	25.0	21.5	17.5
FI40	40	45	25.0	21.5	17.5
FI50	50	46	30.0	26.0	21.0

←

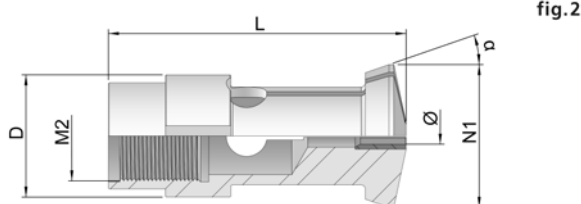
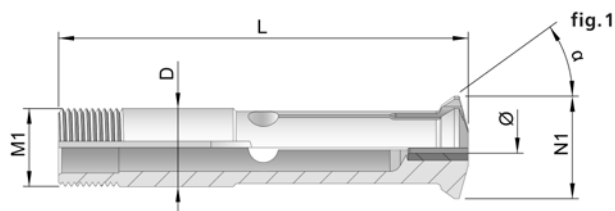
Magic Type A
Magic Typ A
Magic Type A


Ø maximum passant en métal dur

Maximaler Ø durchgehend Hartmetall

Maximum Ø through carbide

N° Serge Meister	D	L	β	Max		
				Ø	⬡	■
MAG-A-30	30	74.5	19°	15.0	13.0	10.5
MAG-A-38	38	74.5	19°	20.0	17.0	14.0

Magic Type B
Magic Typ B
Magic Type B


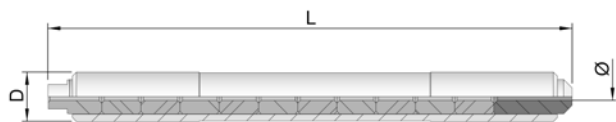
Ø maximum passant en métal dur

Maximaler Ø durchgehend Hartmetall

Maximum Ø through carbide

N° Serge Meister	D	L	α	N1	M1	M2	Max			fig.
							Ø	⬡	■	
MAG-B-10	10	56.5	36°	14	M10 x 1		4.5	4.0	3.5	1
MAG-B-13	13	68	36°	17	M13 x 1		7.0	6.0	5.0	1
MAG-B-18	18	68	36°	24	M18 x 1		12.0	10.5	8.5	1
MAG-B-30	30	73	19°	35		M22 x 1	16.0	14.0	11.5	2
MAG-B-36	36	73.5	19°	43		M27 x 1	24.0	21.0	17.0	2



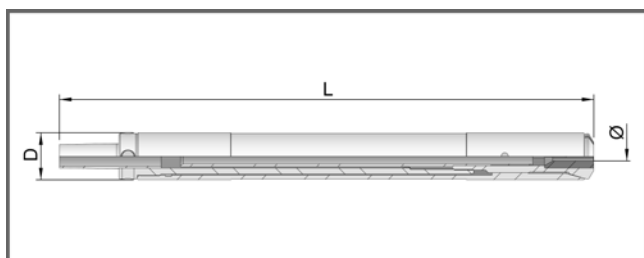
ESCO D2
ESCO D2
ESCO D2


Ø maximum passant en métal dur

Maximaler Ø durchgehend Hartmetall

Maximum Ø through carbide

N° Serge Meister	D	L	Max		
			Ø	⬡	■
ES-D2-10-115	10	115	0.5	0.4	0.35
ES-D2-10-110	10	110	1.0	0.8	0.7
ES-D2-10-107	10	107	5.0	4.0	3.5
ES-D2-10-CNC	10	113	5.0	4.0	3.5

ESCO D2 (ajustable)
ESCO D2 (einstellbar)
ESCO D2 (adjustable)


- 1 ES-AJ-01
- 2 ES-AJ-02
- 3 ES-AJ-03
- 4 ES-AJ-04
- 5 T7-30

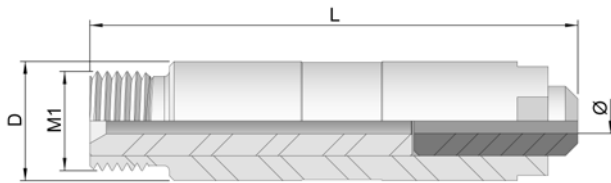


Ø maximum passant en métal dur

Maximaler Ø durchgehend Hartmetall

Maximum Ø through carbide

N° Serge Meister	D	L	Max		
			Ø	⬡	■
ES-D2-10-113-AJ	10	113	3.5	3.0	2.5

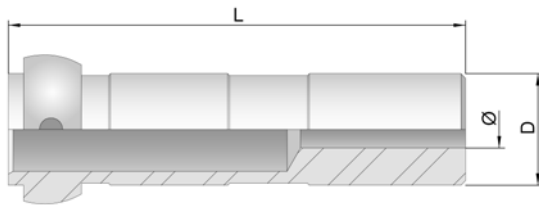
ESCO D6
ESCO D6
ESCO D6


Ø maximum passant en métal dur

Maximaler Ø durchgehend Hartmetall

Maximum Ø through carbide

N° Serge Meister	D	L	M1	Max		
				Ø	⬠	■
ES-D6-12-49.2	12	49.2	M10 x 0.75 G	7.0	6.0	5.0

ESCO D6 (à boule)
ESCO D6 (Kugel)
ESCO D6 (ball)


Ø maximum passant en acier

Maximaler Ø durchgehend Stahl

Maximum Ø through carbide

N° Serge Meister	D	L	Max		
			Ø	⬠	■
ES-D6-12-49-B	12	49	9.0	7.5	6.0

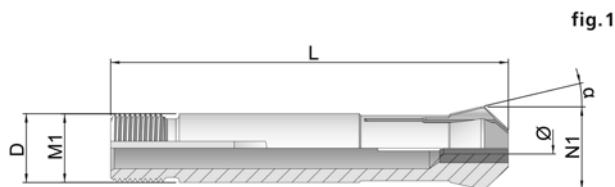
ESCO New Mach
ESCO New Mach
ESCO New Mach


fig.1

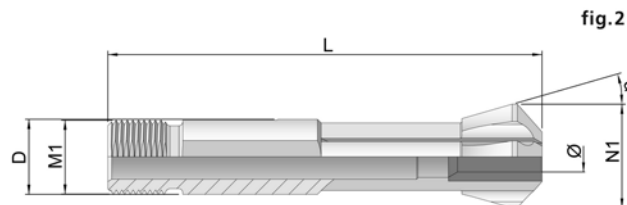


fig.2

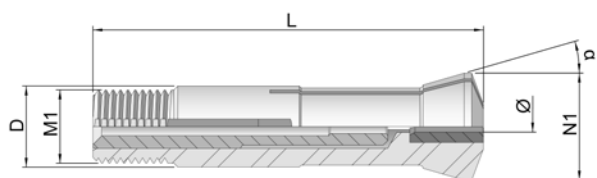


Ø maximum passant en métal dur

Maximaler Ø durchgehend Hartmetall

Maximum Ø through carbide

N° Serge Meister	D	L	α	N1	M1	Max			fig.
						Ø	⬠	■	
ES-MC-10-58-C	10	58	13	12	M10 x 0.75	5.5	4.5	4.0	1
ES-MC-10-58-P	10	58	16	14	M10 x 0.75	5.0	4.5	4.0	2

TOR 4
TOR 4
TOR 4


avec guide laiton

mit Messing-führungs

with brass guide

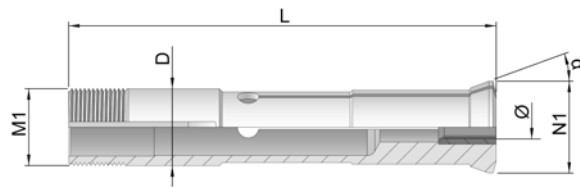


Ø maximum passant en métal dur

Maximaler Ø durchgehend Hartmetall

Maximum Ø through carbide

N° Serge Meister	D	L	α	N1	M1	Max		
						Ø	⬠	■
TOR411G	11	53	16°	1.45	M10 x 0.75	4.0	3.5	3.0
TOR411	11	53	16°	14.5	M10 x 0.75	5.5	4.5	4.0

TOP

TOP

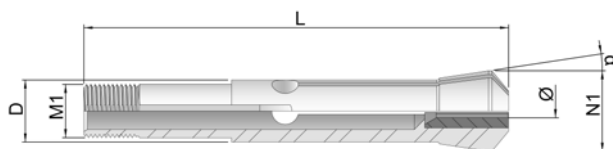
TOP

Ø maximum passant en métal dur

Maximaler Ø durchgehend Hartmetall

Maximum Ø through carbide

N° Serge Meister	D	L	α	N1	M1	Max		
						Ø	⬡	■
TOP100	18	100	20°	21.5	M18 x 1	12.5	11.0	9.0
TOP200	34	150	20°	42	M32 x 1.5	26.5	23.0	19.0
TBM-32	44	166	20°	53	M42 x 1.5	32.0	28.0	22.5

Automatique

Automatisch

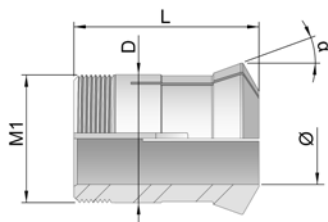
Automatic

Ø maximum passant en métal dur

Maximaler Ø durchgehend Hartmetall

Maximum Ø through carbide

N° Serge Meister	D	L	α	M1	Max		
					Ø	⬡	■
AUT-9-51	9	51	8°30'	6.82 x 0.62	4.5	4.0	3.5
AUT-9-63	9	63	8°30'	6.82 x 0.62	4.5	4.0	3.5

Porte Douille
Hülsen-Halter
Sleeve holder


Ø maximum passant en acier

Maximaler Ø durchgehend Stahl




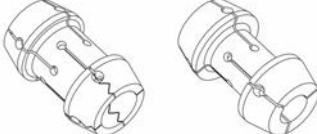





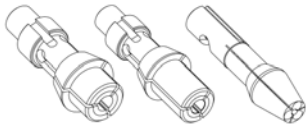


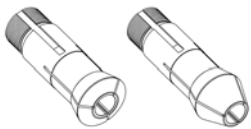

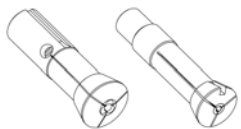





Maximum Ø through steel

N° Serge Meister	D	L	α	M1	Ø
PD20-37	20	37	20°	M20 x 1	20.0 / 22.0
PD20-43.5	20	43.5	20°	M20 x 1	13.0 / 15.0
PD23-45	23	45	20°	M23 x 1	15.0
PD28-40.5	28	40.5	20°	M28 x 1	15.0

Pinces

Spannzangen

Collets

	F (Normal) F (Normal) F (Normal)	22		MultiSwiss MultiSwiss MultiSwiss	33
	F (Long nez) F (Lange Nase) F (Extended nose)	24		Double cône Doppelkegel double cone	33
	F Wahli F Wahli F Wahli	26		Pince de ravitaillement Spannzangen Stangenlader Feed finger	34
	W (Normal) W (Normal) W (Normal)	27		Transporteur Type B Transport-Zangen Typ B Transporter Type B	34
	W (Long nez) W (Lange Nase) W (Extended nose)	29		Transporteur Type T Transport-Zangen Typ T Transporter Type T	35
	W (SAS 16) W (SAS 16) W (SAS 16)	30		ROL 8 ROL 8 ROL 8	36
	B B B	30		TOR 4 TOR 4 TOR 4	36
	P P P	31		LNS LNS LNS	37
	P (AS 14) P (AS 14) P (AS 14)	31		Expansible Dehnbar Expanding	37
	PR PR PR	32			
	Lambert Lambert Lambert	32			



F (Normal)

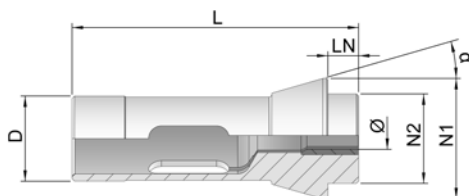


fig.1

F (Normal)

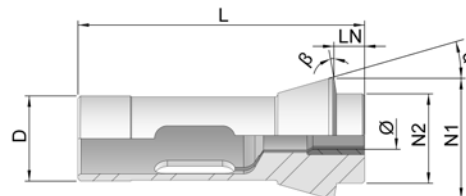


fig.2

F (Normal)

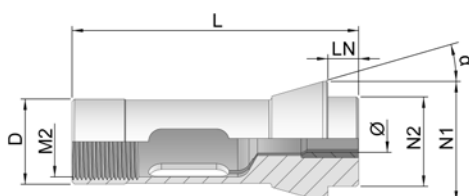


fig.3



Ø maximum passant en métal dur

Maximaler Ø durchgehend Hartmetall

Maximum Ø through carbide

N° Serge Meister	D	L	LN	α	β	N1	N2	M2	Max			fig
									Ø	⬡	■	
F4.5-15.45	4.5	17.25	1.8	15°		6.75	4.5		2.3	1.5	1.5	1
F6-27	6	30	3	15°		10	6		3.0	2.5	2	1
F7-23	7	26	3	15°		10.5	7		3.5	3.0	2.5	1
F7-36	7	41	5	16°		11	7		3.5	3.0	2.5	1
F10-42	10	47.5	5.5	20°		15.5	10		5.5	5.0	4.0	1
F10-42.6	10	47.5	4.9	20°	12°	16	10		5.5	5.0	4.0	2
F12-40.2	12	44.5	4.3	15°	5°	18.1	12		7.0	6.0	5.0	2
F12-58	12	64	6	16°	5°	18	12		7.0	6.0	5.0	2
F13-58	13	64	6	16°		19	13		7.0	6.0	5.0	1
F13-58-M	13	64	6	16°		19	13	M11 x 0.75	7.0	6.0	5.0	3
F14-42	14	46	4	13°	12°	18	14		8.0	7.0	5.5	2
F14-40	14	46	6	15°		19.5	15		8.0	7.0	5.5	1
F15-22	15	24	2	15°		19.2	15		9			1
F15-42	15	47	5	20°		22	15		9.0	7.5	6.0	1
F15-58	15	64	6	16°		21	15		9.0	7.5	6.0	1
F16-50	16	55	5	15°		22	16		10.0	8.5	7.0	1
F16-58	16	64	6	16°		21	16		10.0	8.5	7.0	1
F18-58	18	64	6	16°		24	18	M15 x 1	12.0	10.5	8.5	3
F18-60	18	67	7	15°	12°	25	19.5		13.0	11.0	9.0	2
F20-49	20	54	5	15°		26	19		13.0	11.0	9.0	1
F20-55	20	60	5	15°		27	20		14.0	12.0	10.0	1
F20-60	20	67	7	16°		28	21		15.0	13.0	10.5	1
F22-49	22	55	6	15°	10°	30	21		15.0	13.0	10.5	2



F (Normal)

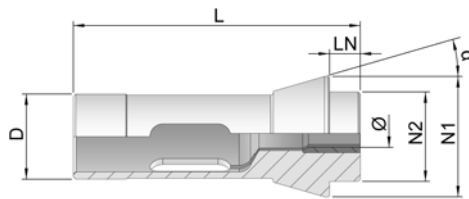


fig.1

F (Normal)

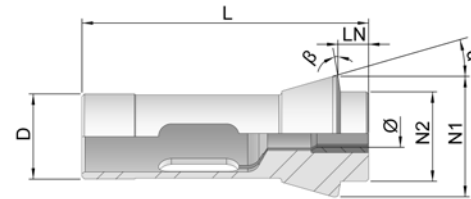


fig.2

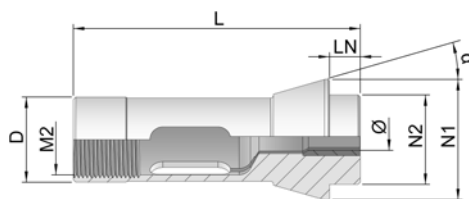


fig.3



Ø maximum passant en métal dur

Maximaler Ø durchgehend Hartmetall

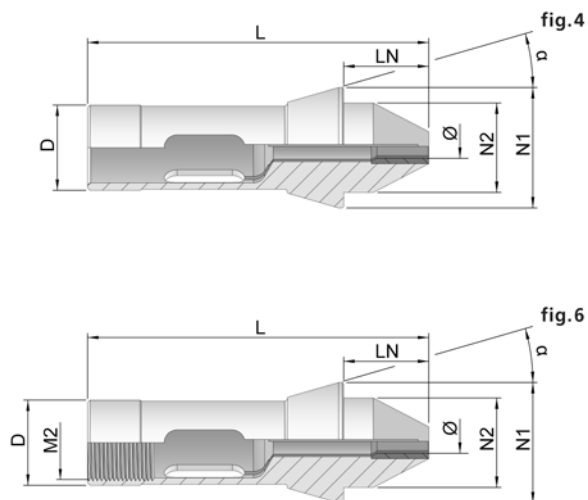
Maximum Ø through carbide

N° Serge Meister	D	L	LN	α	β	N1	N2	Max			fig.
								Ø	⬡	■	
F22-59	22	66	7	16°		32	25	17.0	14.5	12.0	1
F22-60	22	67	7	13°	12°	28	23.5	16.0	14.0	11.5	2
F24-55	24	62	7	15°		28	22	15.0	13.0	10.5	1
F25-59	25	65	6	15°		34	25	18.0	15.5	12.5	1
F25-67	25	77	10	16°		35	27	20.0	17.0	14.0	1
F26-60	26	67	7	13°	12°	32	27.5	20.0	17.0	14.0	2
F27-64.7	27	72.7	8	15°		38	30	22.0	19.0	15.5	1
F28-63	28	70	7	15°	10°	38	28	21.0	18.0	14.5	2
F30-59	30	65	6	15°		38	32	24.0	21.0	17.0	1
F30-70	30	80	10	16°		42	34	24.0	21.0	17.0	1
F32-59	32	65	6	15°		40	34	25.0	21.5	17.5	1
F32-67	32	75	8	15°	10°	45	34	25.0	21.5	17.5	2
F34-70	34	80	10	16°		44	37	28.0	24.5	20.0	1
F35-63	35	70	7	15°	10°	43	34	25.0	21.5	17.5	2
F35-72	35	80	8	15°	10°	48	38	29.0	25.0	20.5	2
F37-82	37	92	10	16°		47	40	31.0	27.0	22.0	1
F38.08-98.5	38.08	107.5	9	15°	6°	49	38	29.0	25.0	20.5	2
F39-71	39	80	9	15°	12°	46	39.5	31.0	27.0	22.0	2
F42-85	42	94	9	15°	10°	55	42	34.0	29.5	24.0	2
F48-85	48	94	9	15°	10°	60	50	39.0	34.0	27.5	2

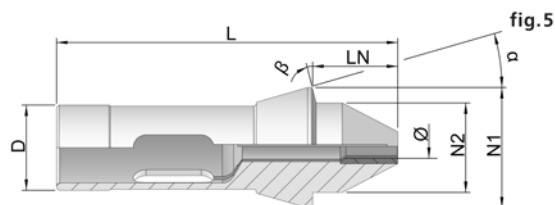
←



F (Long nez)



F (Lange Nase)



F (Extended nose)



Ø maximum passant en métal dur

Maximaler Ø durchgehend Hartmetall

Maximum Ø through carbide

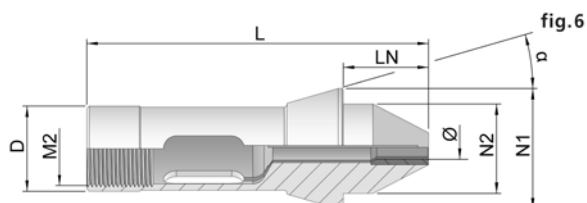
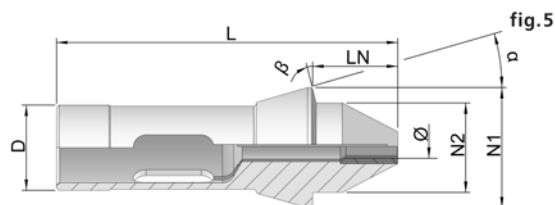
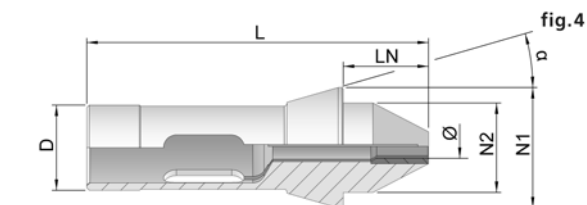
N° Serge Meister	D	L	LN	α	β	N1	N2	M2	Max			fig
									∅	⬡	■	
F7-36-10	7	46	10	16°		11	7		3.5	3.0	2.5	4
F8-37.5-8	8	45.5	8	16°		12	8	M6 x 0.5	4.0	3.5	3.0	6
F8-37.5-10	8	47.5	10	16°		12	8	M6 x 0.5	4.0	3.5	3.0	6
F8-37.5-12	8	49.5	12	16°		12	8	M6 x 0.5	4.0	3.5	3.0	6
F10-42-8	10	50	8	20°		15.5	10	M8 x 0.5	5.5	5.0	4.0	6
F10-42-10	10	52	10	20°		15.5	10	M8 x 0.5	5.5	5.0	4.0	6
F10-42-12	10	54	12	20°		15.5	10	M8 x 0.5	5.5	5.0	4.0	6
F10-42-16	10	58	16	20°		15.5	10	M8 x 0.5	5.5	5.0	4.0	6
F12-40.2-10	12	50.2	10	15°	5°	18.1	12		7.0	6.0	5.0	5
F13-58-10	13	68	10	16°		19	13	M11 x 0.75	7.0	6.0	5.0	6
F13-58-12	13	70	12	16°		19	13	M11 x 0.75	7.0	6.0	5.0	6
F15-58-13	15	71	13	16°		21	15	M12 x 0.75	9.0	7.5	6.0	6
F15-58-15	15	73	15	16°		21	15	M12 x 0.75	9.0	7.5	6.0	6
F15-58-20	15	78	20	16°		21	15	M12 x 0.75	9.0	7.5	6.0	6
F16-50-20	16	70	20	15°		22	16		10.0	8.5	7.0	4
F16-58-8	16	66	8	16°		21	16	M14 x 0.75	10.0	8.5	7.0	6
F16-58-13	16	71	13	16°		21	16	M14 x 0.75	10.0	8.5	7.0	2
F16-58-15	16	73	15	16°		21	16	M14 x 0.75	10.0	8.5	7.0	2
F16-58-20	16	78	20	16°		21	16	M14 x 0.75	10.0	8.5	7.0	2
F20-49-13	20	62	13	15°		26	19	M18 x 1	13.0	11.0	9.0	6
F20-49-15	20	64	15	15°		26	19	M18 x 1	13.0	11.0	9.0	6
F20-49-20	20	69	20	15°		26	19	M18 x 1	13.0	11.0	9.0	6
F20-60-15	20	75	15	16°		28	21	M17 x 0.75	15.0	13.0	10.5	6



F (Long nez)

F (Lange Nase)

F (Extended nose)



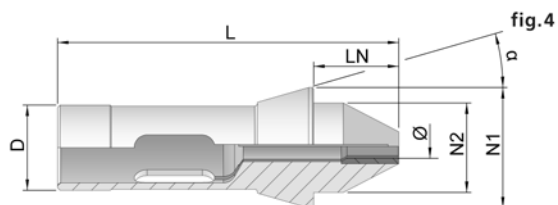
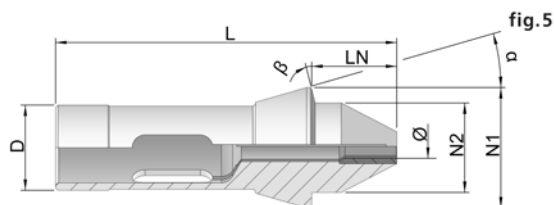
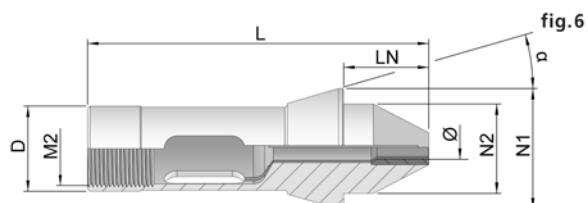
Ø maximum passant en métal dur

Maximaler Ø durchgehend Hartmetall

Maximum Ø through carbide

N° Serge Meister	D	L	LN	α	β	N1	N2	M2	Max			fig
									Ø	⬠	■	
F20-60-20	20	80	20	16°		28	21	M17 x 0.75	15.0	13.0	10.5	6
F22-49-15	22	64	15	15°	10°	30	21		15.0	13.0	10.5	5
F22-49-20	22	69	20	15°	10°	30	21		15.0	13.0	10.5	5
F24-55-15	24	70	15	15°		28	22		15.0	13.0	10.5	4
F24-55-20	24	75	20	15°		28	22		15.0	13.0	10.5	4
F25-67-18	25	85	18	16°		35	27	M 22 x 1	20.0	17.0	14.0	6
F25-67-20	25	87	20	16°		35	27	M 22 x 1	20.0	17.0	14.0	6
F25-67-25	25	92	25	16°		35	27	M 22 x 1	20.0	17.0	14.0	6
F27-65-8	27	73	8	15°		38	30		22.0	19.0	15.5	4
F27-65-18	27	83	18	15°		38	30		22.0	19.0	15.5	4
F27-65-25	27	90	25	15°		38	30		22.0	19.0	15.5	4
F28-63-20	28	83	20	15°	10°	38	28		21.0	18.0	14.5	5
F28-63-25	28	88	25	15°	10°	38	28		21.0	18.0	14.5	5
F30-59-20	30	79	20	15°		38	32		24.0	21.0	17.0	4
F32-67-15	32	82	15	15°	10°	45	34		25.0	21.5	17.5	5
F32-67-20	32	87	20	15°	10°	45	34		25.0	21.5	17.5	5
F32-67-25	32	92	25	15°	10°	45	34		25.0	21.5	17.5	5
F35-63-27	35	90	27	15°	10°	43	34		25.0	21.5	17.5	5
F35-72-28	35	100	28	15°	10°	48	38		29.0	25.0	20.5	5
F37-82-20	37	102	20	16°		47	40		31.0	27.0	22.0	4
F37-82-25	37	107	25	16°		47	40		31.0	27.0	22.0	4
F37-82-30	37	112	30	16°		47	40		31.0	27.0	22.0	4
F38.08-98.5-24.5	38.0	123	24.5	15°	6°	49	38		29.0	25.0	20.5	5



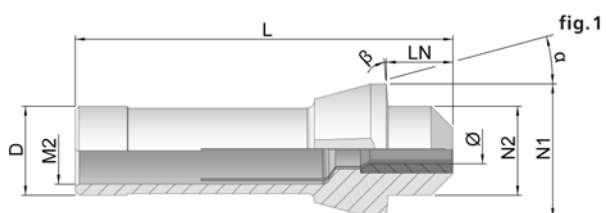
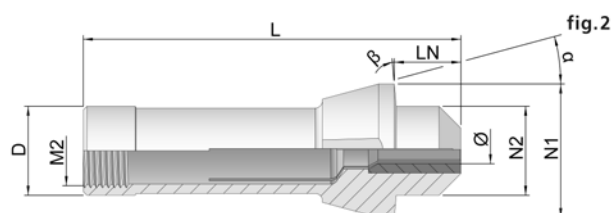
F (Long nez)

F (Lange Nase)

F (Extended nose)


Ø maximum passant en métal dur

Maximaler Ø durchgehend Hartmetall

Maximum Ø through carbide

N° Serge Meister	D	L	LN	α	β	N1	N2	Max			fig.
								Ø	⬡	■	
F42-85-20	42	105	20	15°	10°	55	42	34.0	29.5	24.0	5
F42-85-25	42	110	25	15°	10°	55	42	34.0	29.5	24.0	5
F48-85-28	48	113	28	15°	10°	60	50	39.0	34.0	27.5	5


F Wahli

F Wahli

F Wahli


Ø maximum passant en métal dur

Maximaler Ø durchgehend Hartmetall

Maximum Ø through carbide

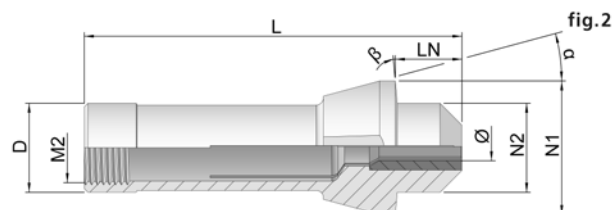
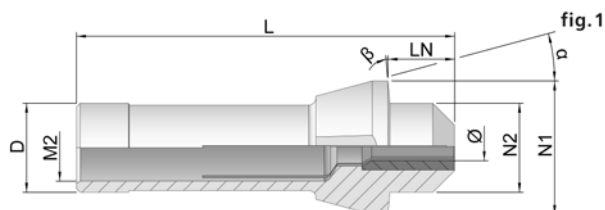
N° Serge Meister	D	L	LN	α	β	N1	N2	M2	Max			fig
									Ø	⬡	■	
WA12-9	12	51	9	15°	5°	18	12	8.0 ± 0.01	7.0	6.0	5.0	1



F Wahli

F Wahli

F Wahli



Ø maximum passant en métal dur

Maximaler Ø durchgehend Hartmetall

Maximum Ø through carbide

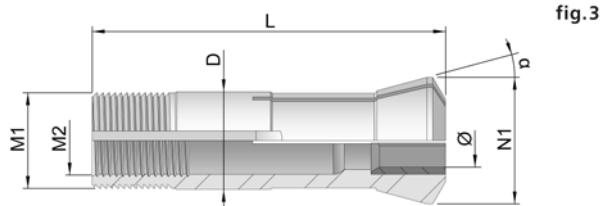
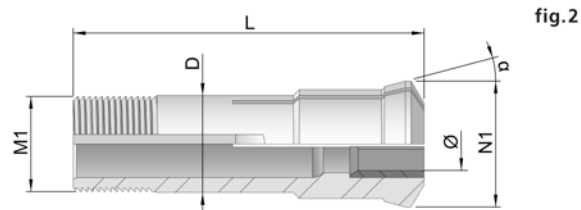
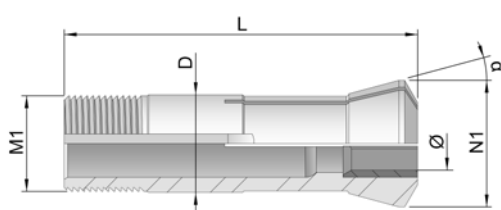
N° Serge Meister	D	L	LN	α	β	N1	N2	M2	Max			fig
									Ø	⬡	■	
WA12-9-M	12	51	9	15°	5°	18	12	M9 x 0.5	7.0	6.0	5.0	2
WA12-11	12	53	11	15°	5°	18	12	8.0 ± 0.01	7.0	6.0	5.0	1
WA12-11-M	12	53	11	15°	5°	18	12	M9 x 0.5	7.0	6.0	5.0	2



W (Normal)

W (Normal)

W (Normal)



Ø maximum passant en métal dur

Maximaler Ø durchgehend Hartmetall

Maximum Ø through carbide

N° Serge Meister	D	L	α	N1	M1	Max			fig.
						Ø	⬡	■	
W10	10	43.6	15°	14	Ø 9.83 x 0.833	6.0	5.0	4.0	1



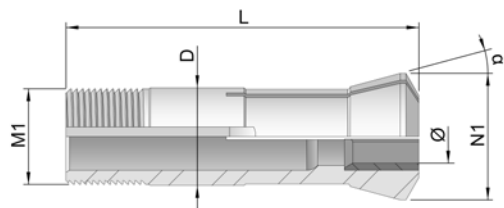
W (Normal)

W (Normal)

fig.1

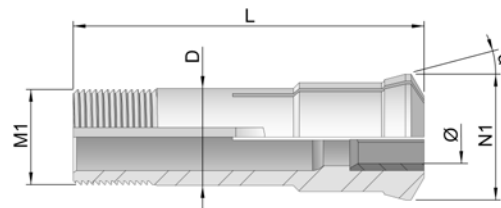


fig.2

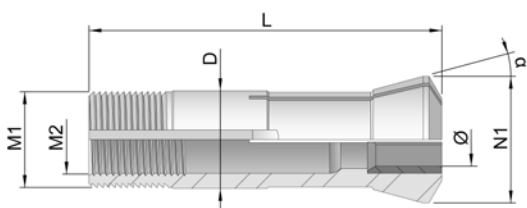


fig.3



Ø maximum passant en métal dur

Maximaler Ø durchgehend Hartmetall

Maximum Ø through carbide

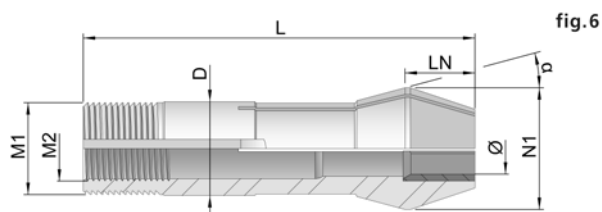
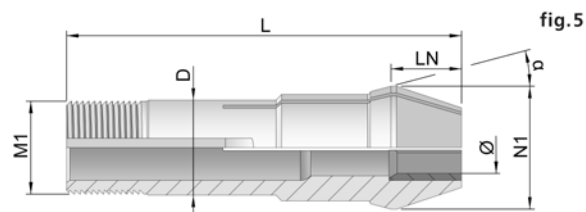
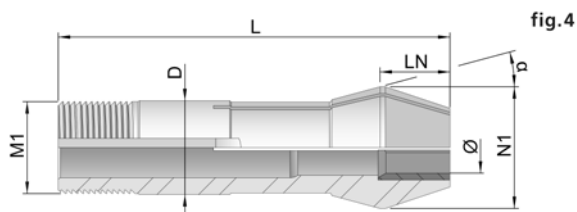
N° Serge Meister	D	L	α	N1	M1	M2	Max			fig.
							Ø	⬡	■	
W12	12	46	15°	16	Ø 11.75 x		7.0	6.0	5.0	1
W15	15	58.3	15°	20.2	Ø 14.75 x		10.0	8.5	7.0	1
W20	20	73	15°	26.3	Ø 19.7 x		15.0	13.0	10.5	1
W20-R	20	73	15°	26.3	Ø 19.7 x		20.0	17.0	14.0	2
W25	25	97.6	15°	33.7	Ø 24.7 x		18.0	15.5	12.5	1
W31.75	31.75	87	10°3'	37.4	Ø 31.4 x	Ø 26.441 x	25.0	21.5	17.5	3

←

W (Long nez)

W (Lange Nase)

W (Extended nose)



Ø maximum passant en métal dur

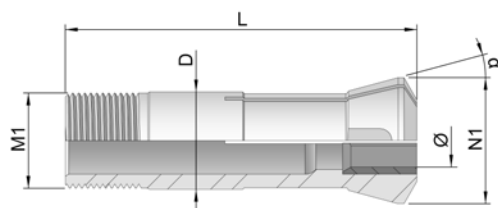
Maximaler Ø durchgehend Hartmetall

Maximum Ø through carbide

N° Serge Meister	D	L	LN	α	N1	M1	M2	Max			fig
								Ø	⬡	■	
W10-8.6	10	49.6	8.6	15°	14	Ø 9.83 x		6.0	5.0	4.0	4
W12-8.8	12	52	8.8	15°	16	Ø 11.75 x		7.0	6.0	5.0	4
W15-12	15	67	12	15°	20.2	Ø 14.75 x		10.0	8.5	7.0	4
W15-15	15	73.5	15	15°	20.2	Ø 14.75 x		10.0	8.5	7.0	4
W15-20	15	78.5	20	15°	20.2	Ø 14.75 x		10.0	8.5	7.0	4
W20-15.5	20	84.5	15.5	15°	26.3	Ø 19.7 x		15.0	13.0	10.5	4
W20-15.5-R	20	84.5	15.5	15°	26.3	Ø 19.7 x		20.0	17.0	14.0	5
W20-25.5	20	94.5	25.5	15°	26.3	Ø 19.7 x		15.0	13.0	10.5	4
W25-19.7	25	112.2	19.7	15°	33.7	Ø 24.7 x		18.0	15.5	12.5	4
W25-19.7-R	25	112.2	19.7	15°	33.7	Ø 24.7 x		18.0	15.5	12.5	5
W25-19.7-M	25	112.2	19.7	15°	33.7	Ø 24.7 x	M14	12.0	10.5	8.5	6
W31.75-25.4	31.7!	108.7	25.4	10°3'	37.4	Ø 31.4 x	Ø 26.441 x	25.0	21.5	17.5	6



W (SAS 16)



W (SAS 16)

fig.7



W (SAS 16)

Ø maximum passant en métal dur

Maximaler Ø durchgehend Hartmetall

Maximum Ø through carbide

N° Serge Meister	D	L	α	N1	M1	Max			fig.
						Ø	⬠	■	
W25-94	25	94	16°	35	M25 x 1	18.0	15.5	12.5	7

B

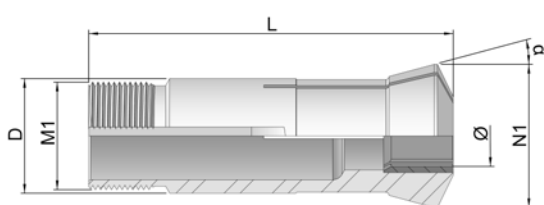
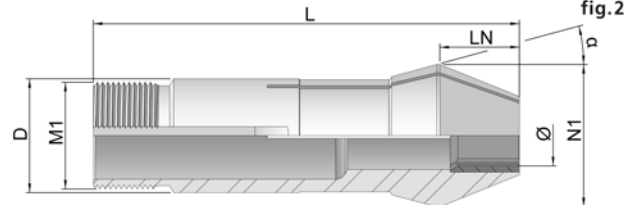


fig.1

B



B

fig.2



Ø maximum passant en métal dur

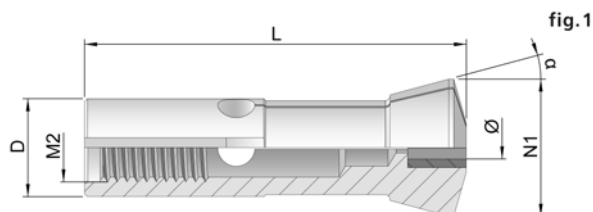
Maximaler Ø durchgehend Hartmetall

Maximum Ø through carbide

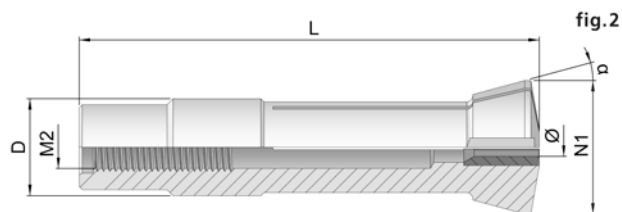
N° Serge Meister	D	L	LN	α	N1	M1	Max			fig.
							Ø	⬠	■	
B6-31.3	6	31.3		20°	10.5	Ø5 x 0.706	2.5	2.0	1.5	1
B6-31.3-V2	6	31.3		20°	9	Ø5 x 0.706	2.5	2.0	1.5	1
B6.5-35.5	6.5	35.5		20°	10.5	Ø5.5 x 40f	2.5	2.0	1.5	1
B8-35.5	8	35.5		20°	13	Ø6.82x0.625	4.0	3.5	3.0	1
B8-35.5-7	8	40.5	7	20°	13	Ø6.82x0.625	4.0	3.5	3.0	2
B32-102	32	102		15°	40	M30 x 1.5	23.0	20.0	16.5	1
B32-106	32	106		15°	40	Ø29.7 x 15f"	23.0	20.0	16.5	1
B32-106-24	32	124	24	15°	40	Ø29.7 x 15f"	23.0	20.0	16.5	2
B45-115	45	115		15°	53	M42 x 1.5	35.0	30.0	25.0	1



P



P



P



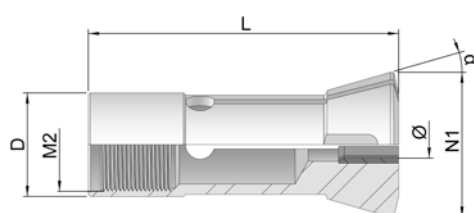
Ø maximum passant en métal dur

Maximaler Ø durchgehend Hartmetall

Maximum Ø through carbide

N° Serge Meister	D	L	α	N1	M2	Max			fig.
						Ø	⬡	■	
P4.5-22.9	4.5	22.9	15°	6.75	M3.35	1.0	0.8	0.7	1
P5-22.9	5	22.9	15°	7	M3.5	1.0	0.8	0.7	1
P6-24.1	6	24.1	20°	8.5	M4	2.0	1.7	1.4	1
P6-27.2	6	27.2	15°	8.5	M4	2.0	1.7	1.4	1
P10-39	10	39	15°	14	M7	4.0	3.5	2.8	1
P16-76	16	76	15°	22	M8 x 1	6.0			2

P (AS 14)



P (AS 14)

fig.3



P (AS 14)

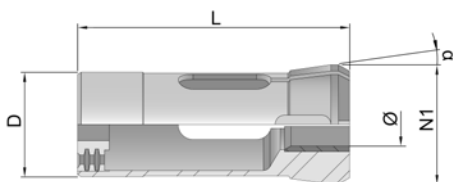
Ø maximum passant en métal dur

Maximaler Ø durchgehend Hartmetall

Maximum Ø through carbide

N° Serge Meister	D	L	α	N1	M2	Max			fig.
						Ø	⬡	■	
P25-75	25	75	16°	35	M22 x 1	16.0	14.0	11.5	3

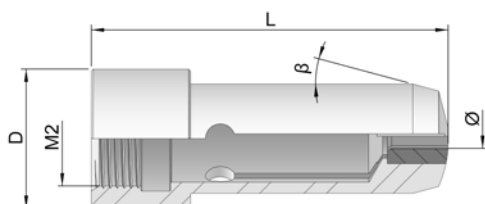


PR
PR
PR

Ø maximum passant en métal dur

Maximaler Ø durchgehend Hartmetall

Maximum Ø through carbide

N° Serge Meister	D	L	α	N1	Max		
					Ø	⬠	■
PR28-73	28	73	8	32	20.0	17.0	14.0
PR35.5-80	35.5	80	8	40	25.0	21.5	17.5

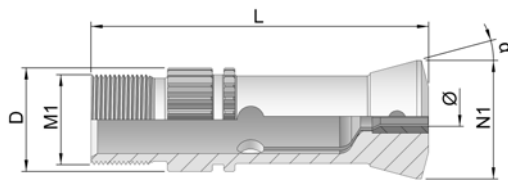
Lambert
Lambert
Lambert

Ø maximum passant en métal dur

Maximaler Ø durchgehend Hartmetall

Maximum Ø through carbide

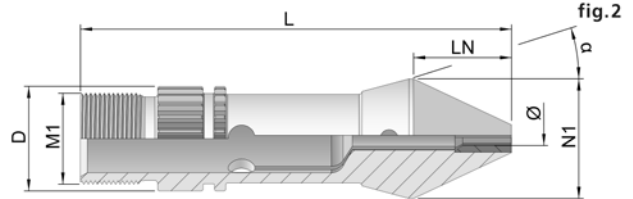
N° Serge Meister	D	L	β	M2	Max		
					Ø	⬠	■
L14-34	14	34	15°	M10 x 0.5	6.0		
L14-36	14	36	15°	M10 x 0.5	6.0		

MultiSwiss



MultiSwiss

fig.1



MultiSwiss

fig.2

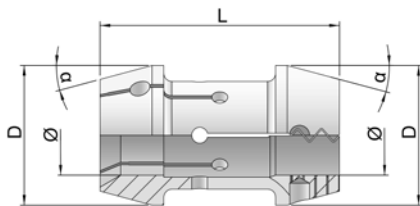
Ø maximum passant en métal dur

Maximaler Ø durchgehend Hartmetall

Maximum Ø through carbide

N° Serge Meister	D	L	LN	α	N1	M1	Max			fig.
							Ø	⬡	■	
MS23-75	23	75		15°	26.3	M20 x 1	14.0	12.0	10.0	1
MS23-75-20	23	95	20	15°	26.3	M20 x 1	14.0	12.0	10.0	2

Double cône



Doppelkegel



double cone

Ø maximum passant en acier

Maximaler Ø durchgehend Stahl

Maximum Ø through steel

N° Serge Meister	D	L	α	Max		
				Ø	⬡	■
DC35-60	35	60	15°	26.0	22.5	18.0
DC43-68	43	68	14°	32.0	27.5	22.5



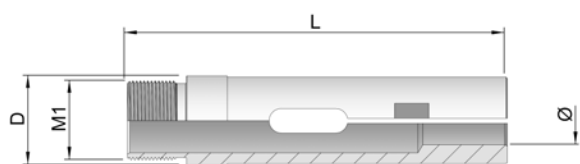
Pince de ravitaillement
Spannzangen Stangenlader
Feed finger


fig.1

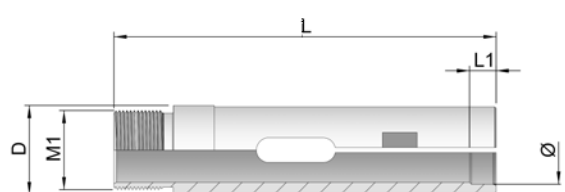


fig.2

Ø maximum passant en acier

Maximaler Ø durchgehend Stahl

Maximum Ø through steel

N° Serge Meister	D	L	M1	L1	Ø	Fig.
PC18-77.3-A	18.0	77.3	M16.0x0.75		13.0	1
PC18-77.3-B	18.0	77.3	M16.0x0.75	5	16.0	2

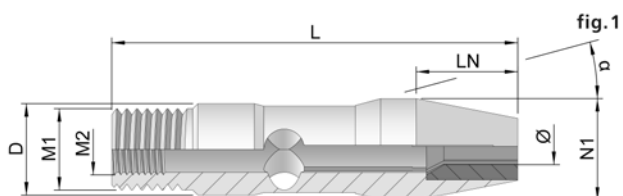
Transporteur Type B
Transport-Zangen Typ B
Transporter Type B


fig.1

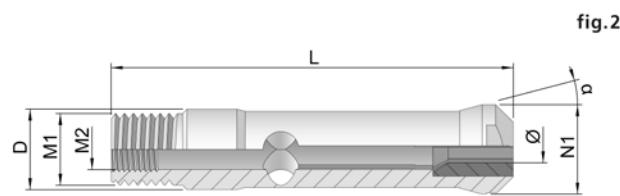


fig.2

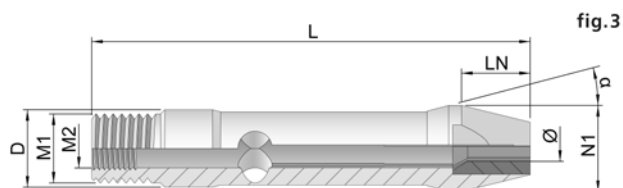


fig.3



Ø maximum passant en métal dur

Maximaler Ø durchgehend Hartmetall

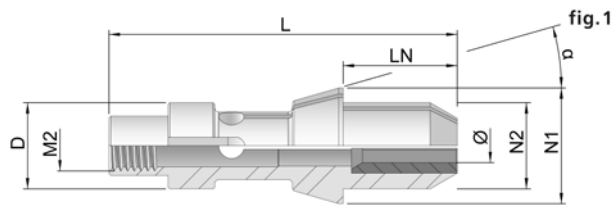
Maximum Ø through carbide

N° Serge Meister	D	L	LN	α	N1	M1	M2	Max			fig
								Ø	⬡	■	
TB9-30-11	9	41	11	15°	10	M8 x 0.75	M5 x 0.5	4.0	3.5	3.0	1
TB9-45	9	45		15°	10	M8 x 0.75	M5 x 0.5	4.0	3.5	3.0	2
TB9-45-6	9	51	6	15°	10	M8 x 0.75	M5 x 0.5	4.0	3.5	3.0	3

Transporteur Type T

Transport-Zangen Typ T

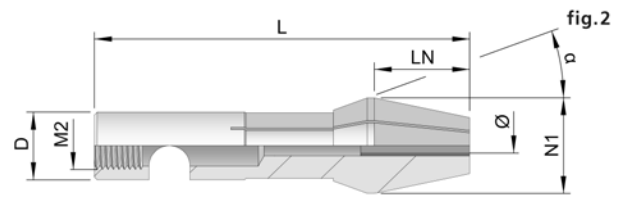
Transporter Type T



LN sur demande

LN Anfrage

LN upon request



LN sur demande

LN Anfrage

LN upon request

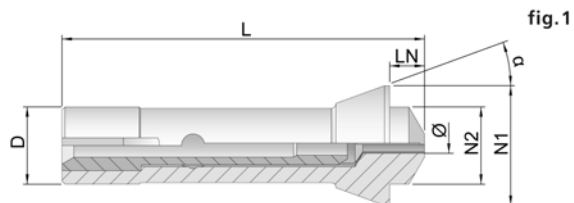


Ø maximum passant en métal dur

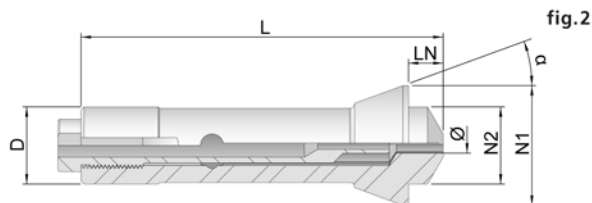
Maximaler Ø durchgehend Hartmetall

Maximum Ø through carbide

N° Serge Meister	D	L	LN	α	N1	N2	M2	Max			fig.
								Ø	⬡	■	
TT5	5	26	10	16°	7	5		1.5	1.3	1.0	1
TT05	5	27.5	7	20°	7		M3.5	1.5	1.3	1.0	2
TT7	7	28.5	10	16°	9.5	7	M4 x 0.5	2.0	1.7	1.4	1
TT8	8	44.5	14	16°	11	8	M4 x 0.5	2.0	1.7	1.4	1
TT10	10	41	13	16°	13.5	10	M6 x 0.5	5.0	4.5	3.5	1
TT12	12	46	14.5	16°	16	12	M6 x 0.5	5.0	4.5	3.5	1

ROL 8


avec guide laiton mit Messing-führungs with brass guide

ROL 8


avec guide acier mit Stahl-führungs with steel guide

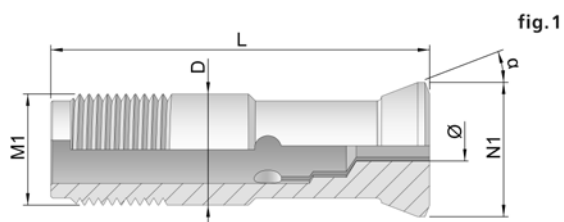
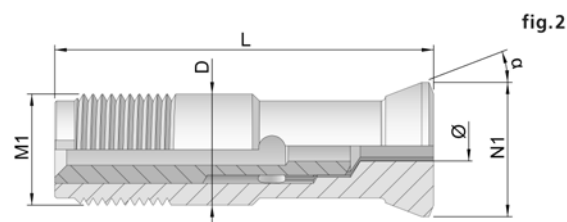
ROL 8


Ø maximum passant en acier

Maximaler Ø durchgehend Stahl

Maximum Ø through steel

N° Serge Meister	D	L	LN	α	N1	N2	M2	Max			fig.
								Ø	⬡	■	
ROL8	10	47.5	5	20°	15.5	10		5.0	4.0	3.5	1
ROL8-M	10	47.5	5	20°	15.5	10	M6 x 0.5	5.0	4.0	3.5	2

TOR 4

TOR 4


avec guide laiton mit Messing-führungs with brass guide

TOR 4


Ø maximum passant en acier

Maximaler Ø durchgehend Stahl

Maximum Ø through steel

N° Serge Meister	D	L	α	N1	M1	Max			fig.
						Ø	⬡	■	
TOR4	12	41	21°	14.5	M12 x 1	6.5	5.5	4.5	1
TOR4-G	12	41	21°	14.5	M12 x 1	4.5	4.0	3.0	2

Pinces

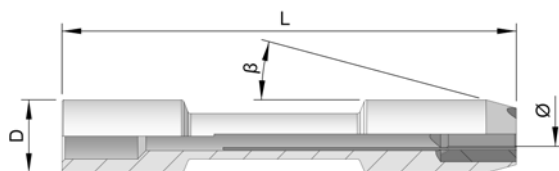
Spannzangen

Collets

LNS

LNS

LNS



Ø maximum passant en métal dur

Maximaler Ø durchgehend Hartmetall

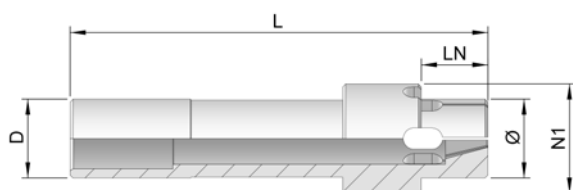
Maximum Ø through carbide

N° Serge Meister	D	L	β	Max		
				Ø	⬡	■
LNS4.8	4.8	30	15°	2.7	2.3	1.9

Expansible

Dehnbar

Expanding



4 ou 6 Fentes acier

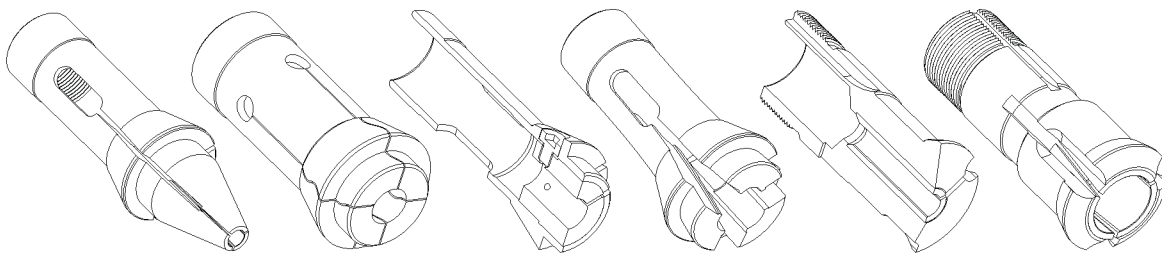
4 oder 6 Schlitz Stahl

4 or 6 slot steel

N° Serge Meister	D	L	LN	N1	Ø
EXP13-57	13	69	12	18	3.5



Options
Optionen
Options



Options

Optionen

Options

*

Canon
Führungsbüchsen
Guide bushes

**

Pince
Spannzangen
Collets

Option

Optionen

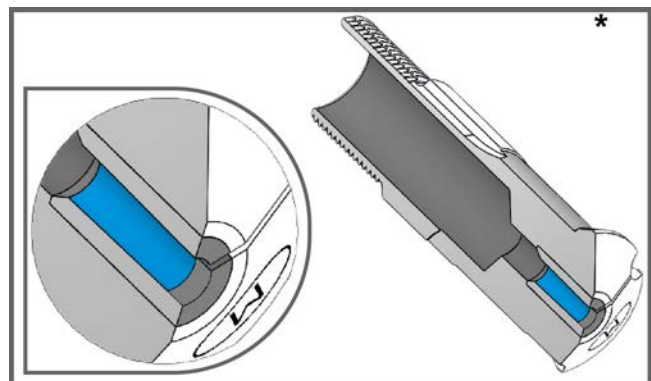
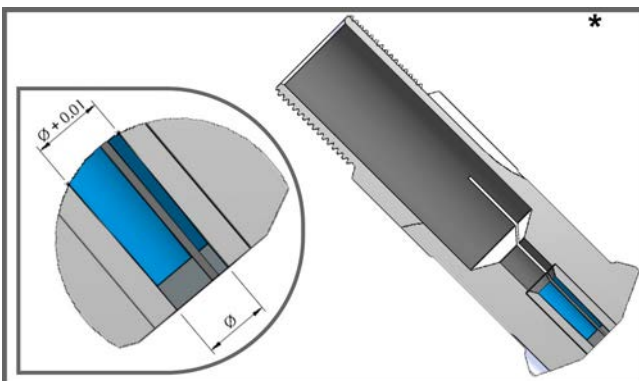
Options

Canon + Pince
Führungsbüchsen + Spannzangen
Guide bushes + Collets

Option

Optionen

Options



Rôdage inox

Rodieren Inox

Stainless-steel lapping

Ø 1mm - 8mm

Ø 1mm - 8mm

Ø 1mm - 8mm



Options

Optionen

Options



Insert ou complet bronze

Einfügen oder vervollständigen Bronze

Insert or complete bronze



Traitement de surface

Oberflächenbehandlung

Surface traitement (coating)

TiN

TiN

TiN



Traitement de surface

Oberflächenbehandlung

Surface traitement (coating)

CROMVlc ®

CROMVlc ®

CROMVlc ®

←

→



Options

Optionen

Options



Traitement de surface

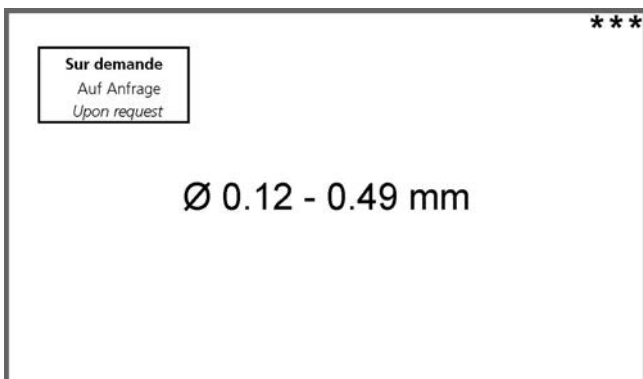
Oberflächenbehandlung

Surface traitement (coating)

MOVIC ®

MOVIC ®

MOVIC ®



Petits Ø

Kleine Ø

Small Ø



Long métal dur

Lang Hartmetall

Long carbide

Longueurs standard : 28, 30, 35, 40mm

Standard-Längen : 28, 30, 35, 40mm

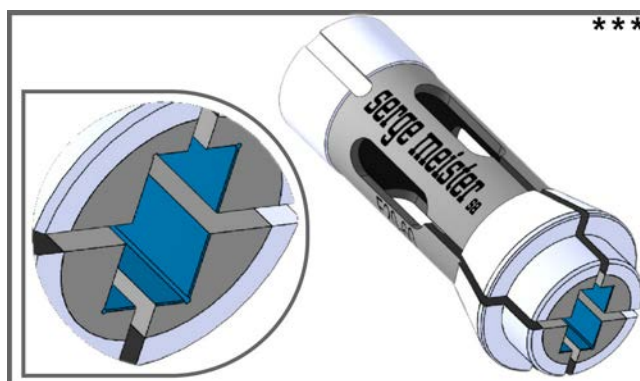
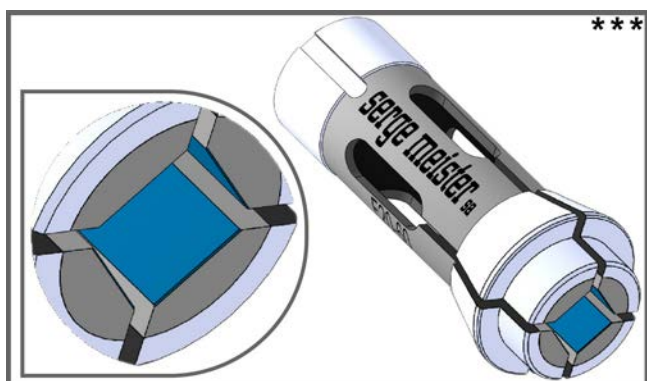
Standard lengths : 28, 30, 35, 40mm



Options

Optionen

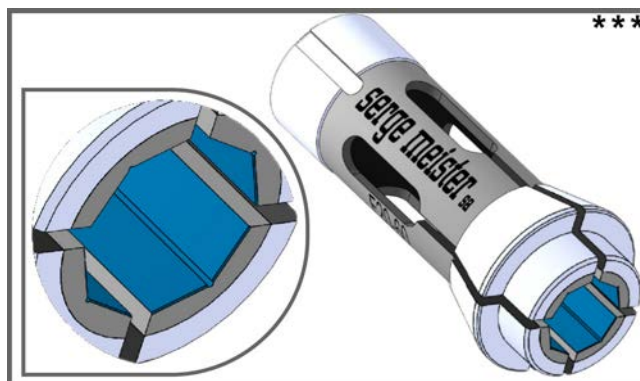
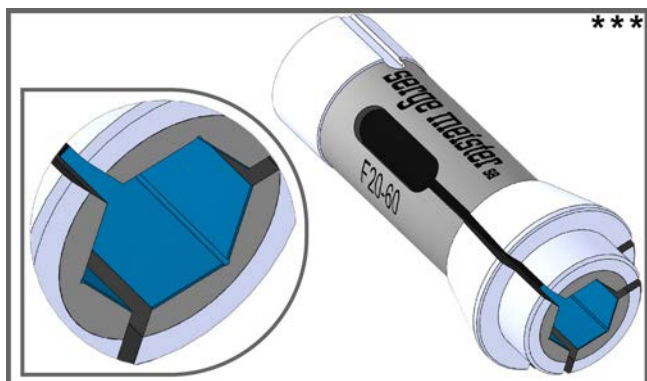
Options



Alésage carré, rectangle

4-kant, Rechteck Bohrung

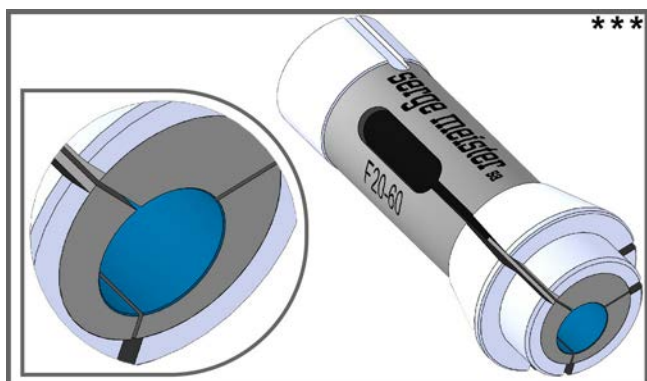
Square, rectangle bore



Alésage 6, 8 pans

6, 8-kant Bohrung

hex, octa bore



Alésage excentrique

Exzentrische Bohrung

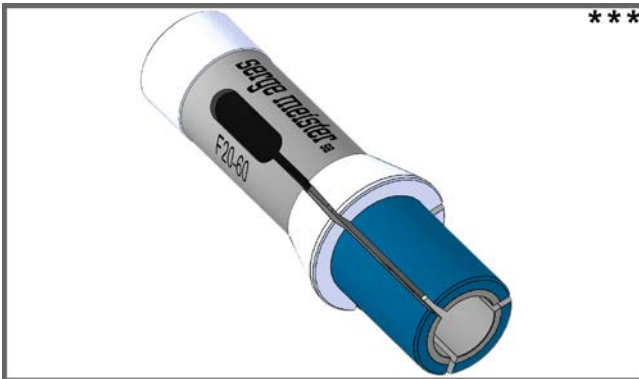
Excentric bore



Options

Optionen

Options



Longueur du nez hors standard

Nasenlänge

Nose length



Cône métal dur

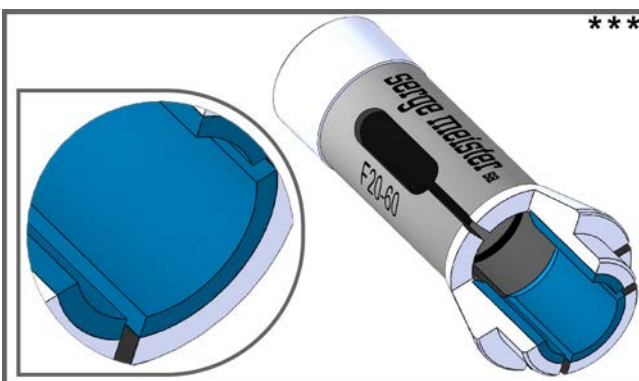
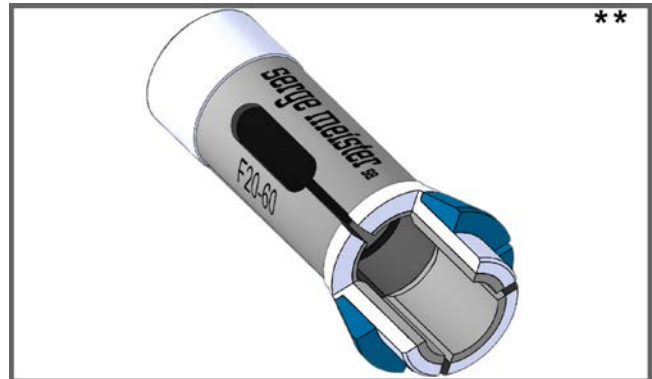
Hartmetall - Konus

Carbide cone

Disponible pour la plupart des références.

Verfügbar für fast alle Büchsen.

Available for most bush types according to application.



Angle vif

Ohne Fase

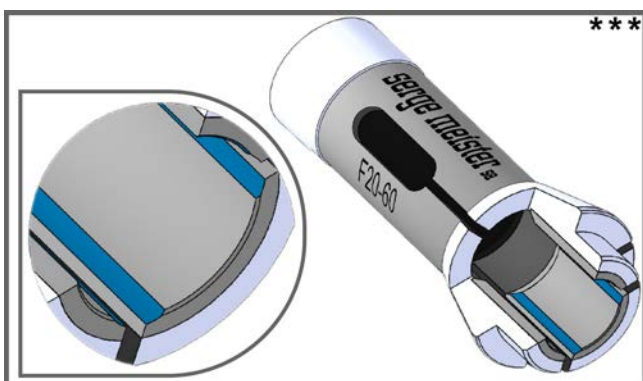
Sharp edge



Options

Optionen

Options



Anglage fentes

Fase an Schlitze


Relieved slots



Fentes "Wave"

"Wave" Schlitze

"Wave" Slots



Fentes "Zigzag"

"Zigzag" Schlitze

"Zigzag" Slots



Options

Optionen

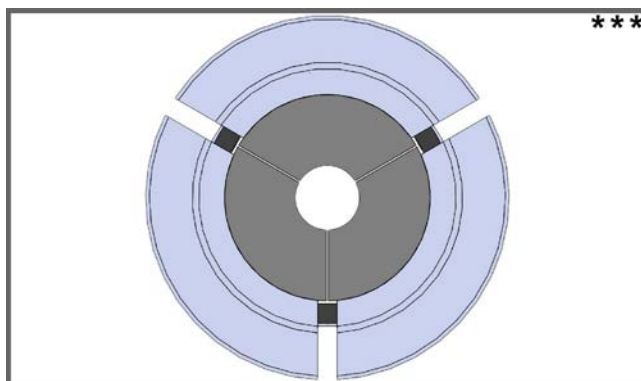
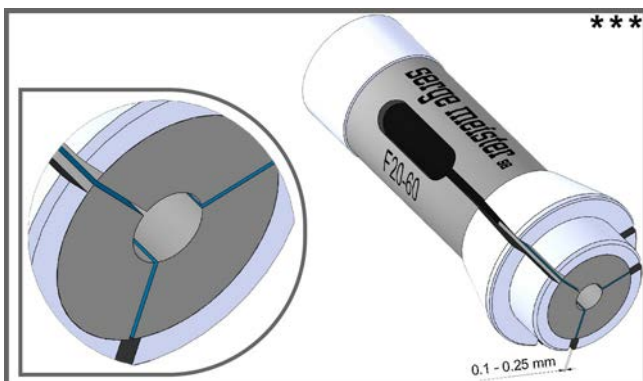
Options



Entrée(s) de clavette(s)

Nute

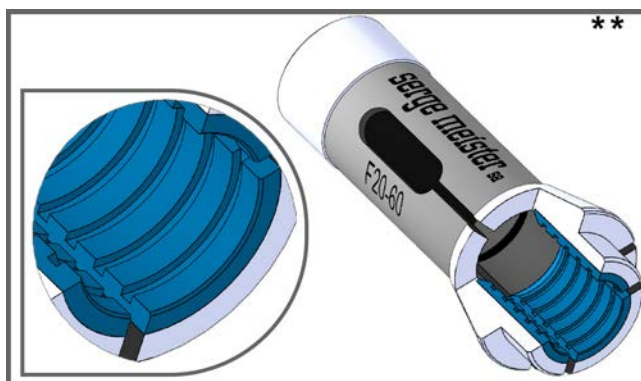
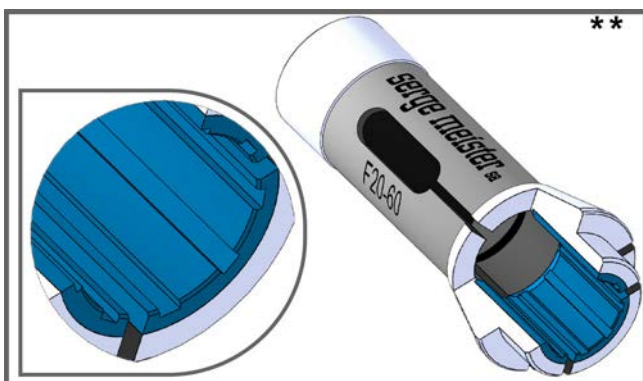
Keyway



Fentes fines

Feine Schlitz

Narrow slots



Alésages rainurés, striés

Bohrung mit Querrillen


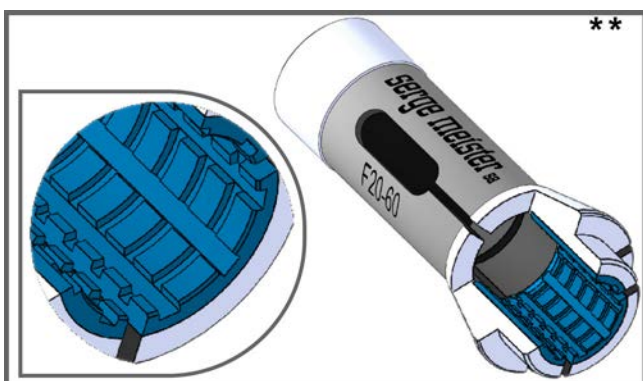
Grooved and serrated bore



Options

Optionen

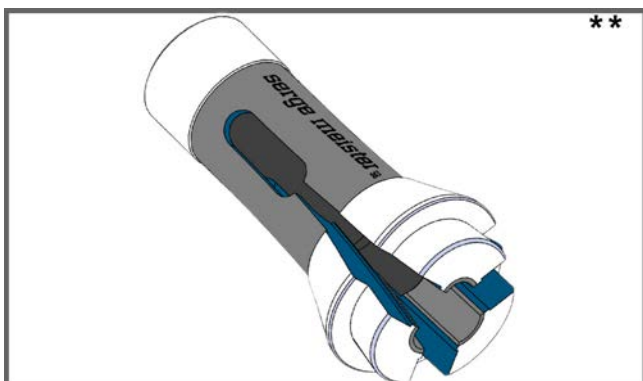
Options



Alésages rainurés, striés

Bohrung mit Querrillen

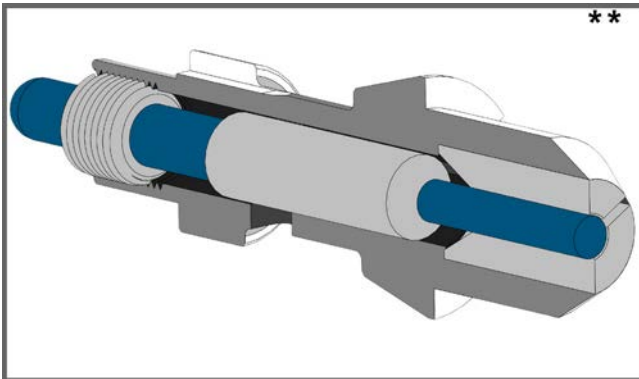
Grooved and serrated bore



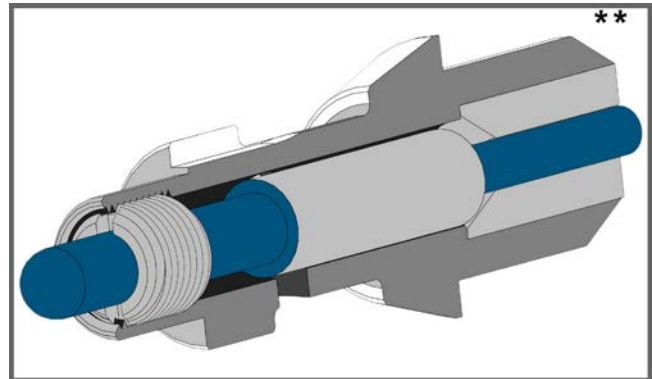
Ouverture de la pince

Oeffnung der Zangen

Opening of collets

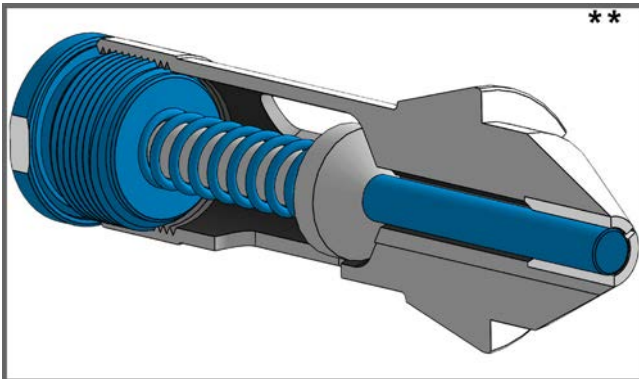


Ejecteur

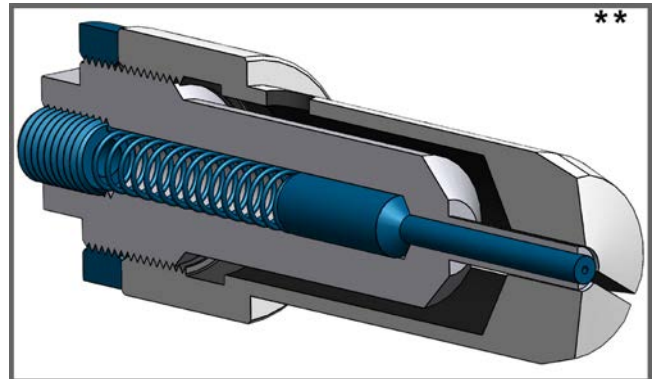


Ausswerfer

Ejector

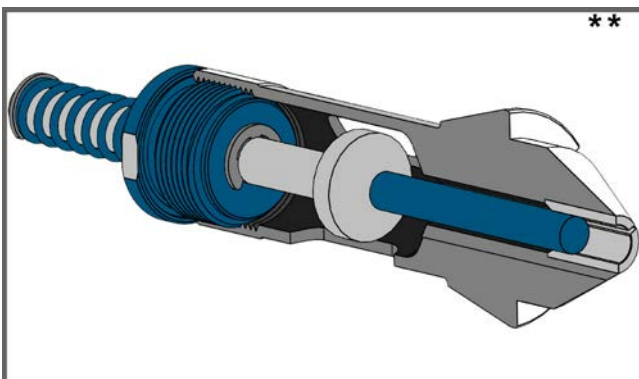


Ejecteur Type A

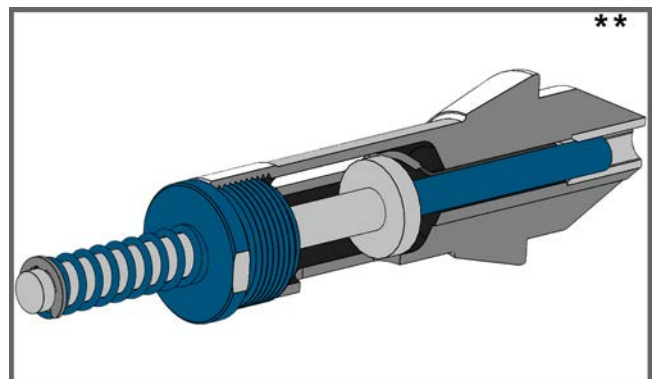


Ausswerfer Typ A

Ejector Type A



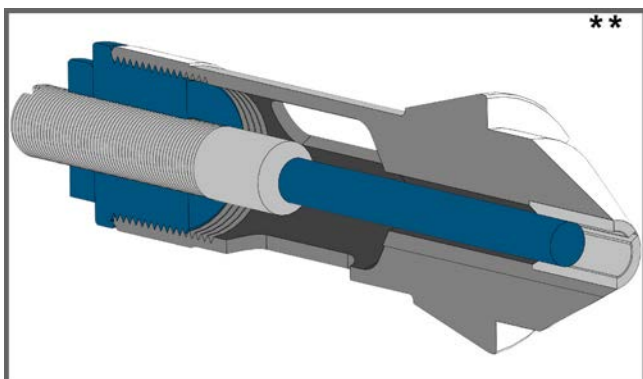
Ejecteur Type B



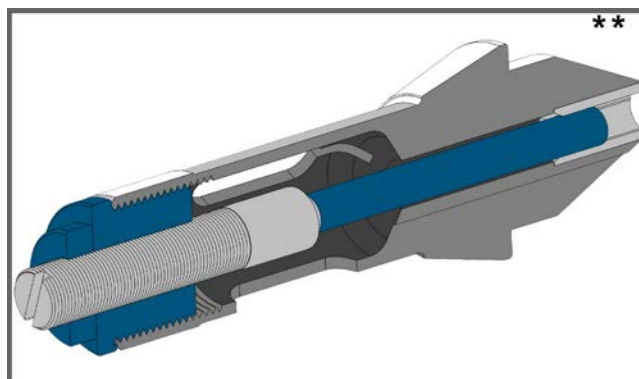
Ausswerfer Typ B

Ejector Type B



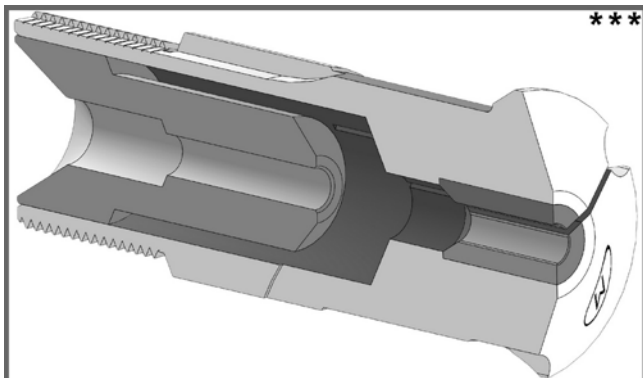


Butée

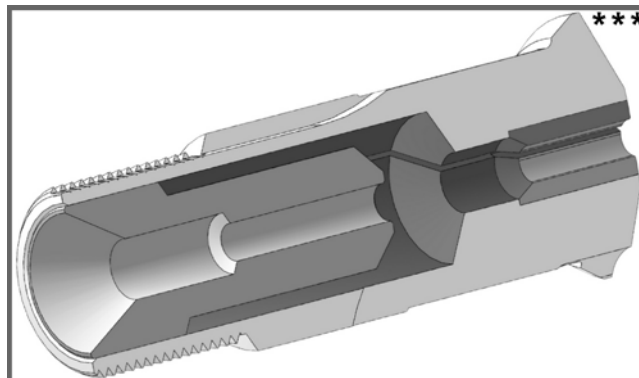


Anschlag

Back stops

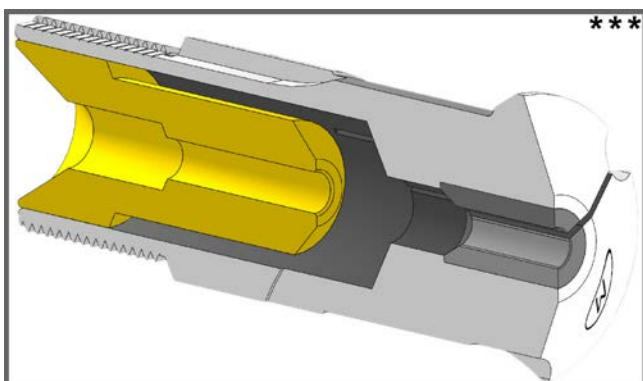


Guide de précision acier

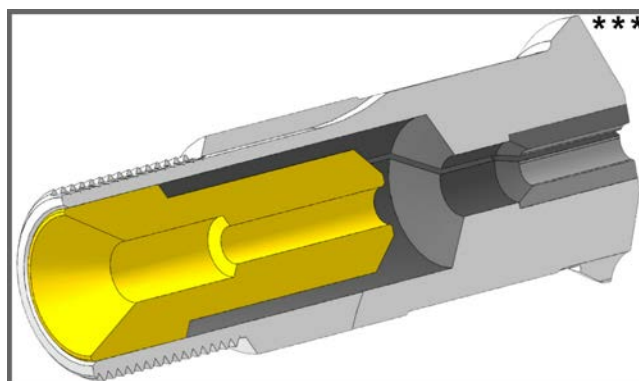


Präzisionsführung Stahl

Precision guide steel



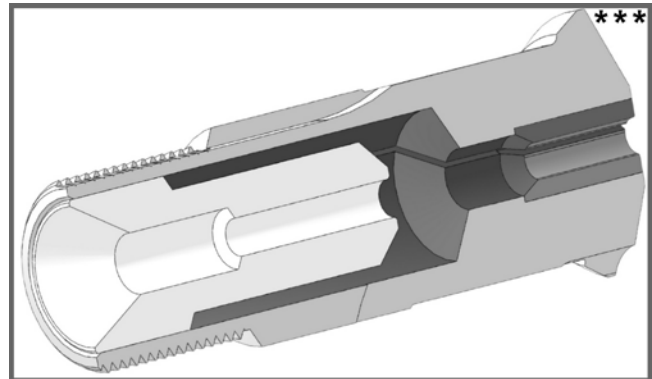
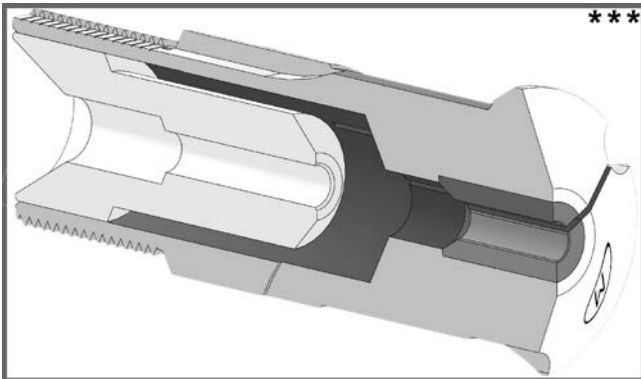
Guide laiton



Messing-Führung

Brass guide



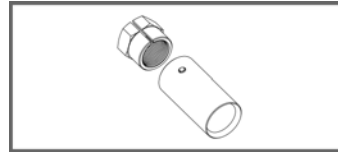


Guide plastique


Kunststoffführung

Plastic guide

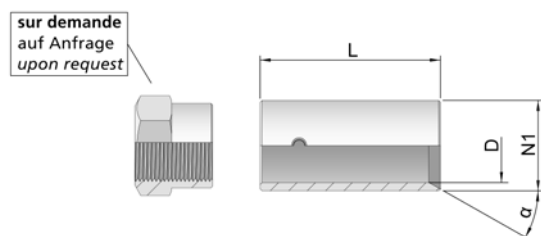




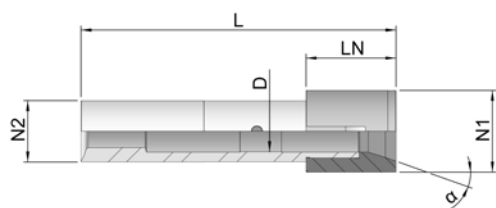
Douille + écrou
Hülse + Mutter
Sleeve + nut 51




Porte Pince
Zangenhülse
Collet sleeve 52

Douille + écrou
Hülse + Mutter
Sleeve + nut


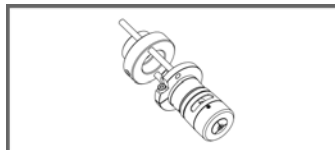
N° Serge Meister	D	L	α	N1
D7-10-25-16	7	24	16°	10
D9-12-39-16	9	39	16°	12
D9-13-39-16	9	39	16°	13
D9-13-40-60	9	40	30°	13
D9-15-40-30	9	40	30°	15
D11-15-40-30	11	40	30°	15
D11-15-50-16	11	50	16°	15
D12-16-40-30	12	40	30°	16
D12-16-48.5-16	12	48.5	16°	16
D16-20-50-30	16	50	30°	20
D16-22-52-16	16	52	16°	22
D16-20-56-16	16	56	16°	20
D17-22-50-30	17	50	30°	22
D18-22-44-30	18	44	30°	22
D18-22-50-30	18	50	30°	22
D20-25-45-30	20	45	30°	25
D22-30-63-16	22	63	16°	30
D22-32-63-16	22	63	16°	32
D22-32-64-16	22	64	16°	32
D22-34-64-16	22	64	16°	34
D22-36-64-16	22	64	16°	36
D24-30-50-30	25	50	30°	30
D25-32-50-30	25	50	30°	32
D28-40-71-30	28	71	30°	40
D28-56-71-30	28	71	30°	56
D32-40-50-30	32	50	30°	40

Porte Pince
Zangenhülse
Collet sleeve


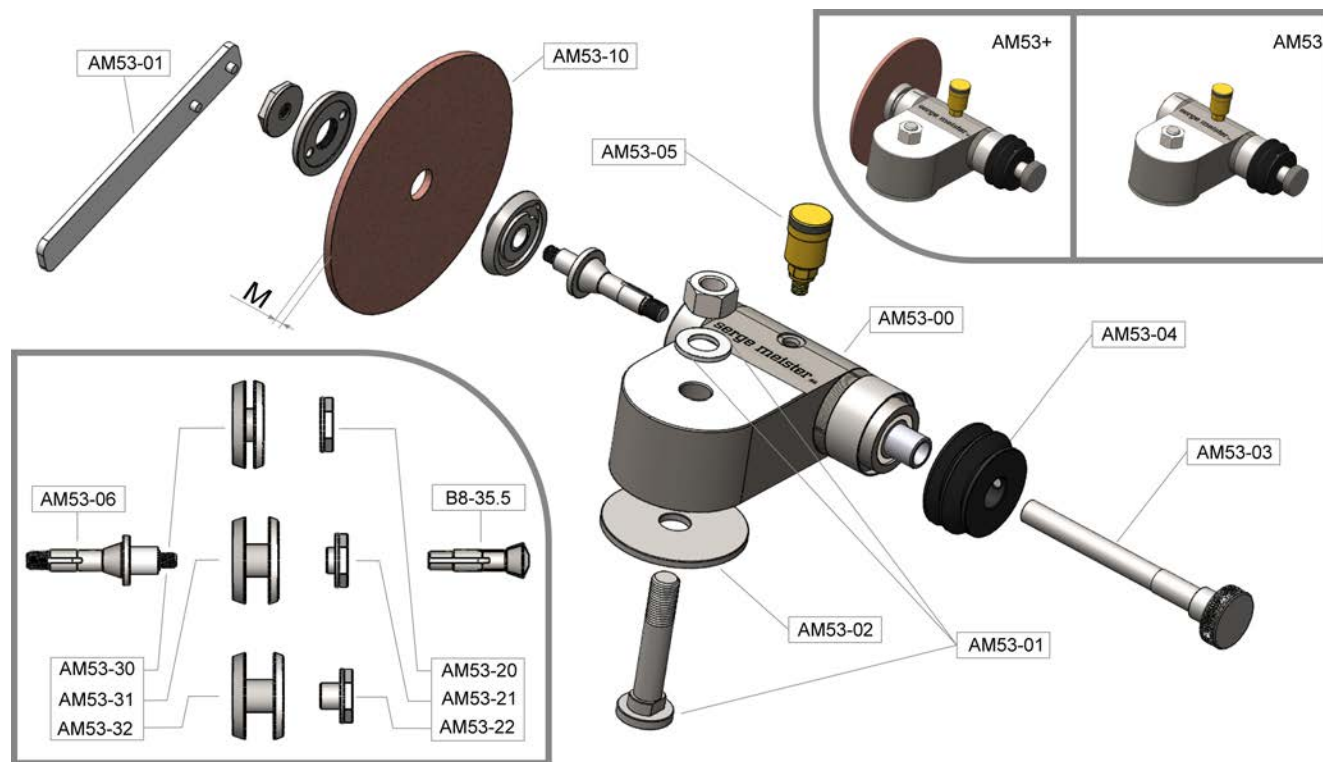
N° Serge Meister	D	L	LN	α	N1	N2
PP7-13-36-15	7	36	25	15°	14	13
PP8-12-66-16	8	66	16	16°	15	12
PP10-15-60-20	10	60	34	20°	20	15
PP10-20-62.7-20	10	62.7	7	20°	24	20
PP10-14-77-20	10	77	22	20°	19	14
PP10-15-77-20	10	77	22	20°	20	15
PP10-18-85.5-20	10	85.5	32	20°	23.8	18
PP10-18-88-20	10	88	22	20°	23	18
PP10-18-93-20	10	93	22	20°	21	18
PP13-18-85.5-16	13	85.5	32	16°	23.8	18
PP13-18-88-16	13	88	22	16°	23	18
PP14-20-62.7-13	14	62.7	7	13°	24	20
PP14-21-66-13	14	66	22	13°	24	21
PP15-21-54.7-20	15	54.7	11.4	20°	25	21
PP15-20-85-16	15	85	21	16°	24	20
PP15-20-86-16	15	86	14	16°	27	20
PP15-22-90-16	15	90	22	16°	26	22
PP15-22-91-16	15	91	30	16°	26	22
PP16-22-90-16	16	90	22	16°	26	22
PP16-22-91-16	16	91	30	16°	26	22
PP20-28-114-16	20	114	38	16°	33	28



Appareil à meuler
Schleifapparat 54
Grinding unit



Canon tournant
Mitlaufende
Führungsbüchse 55
Revolving guide bush

Appareil à meuler
Schleifapparat
Grinding unit


- 8'000 tr/min max
 - Huile MOTOREX COREX HLP-D 10
 (ISO 2-680)

- 8'000 u/min max
 - Öl MOTOREX COREX HLP-D 10
 (ISO 2-680)

- 8'000 r.p.m max
 - Oil MOTOREX COREX HLP-D 10
 (ISO 2-680)

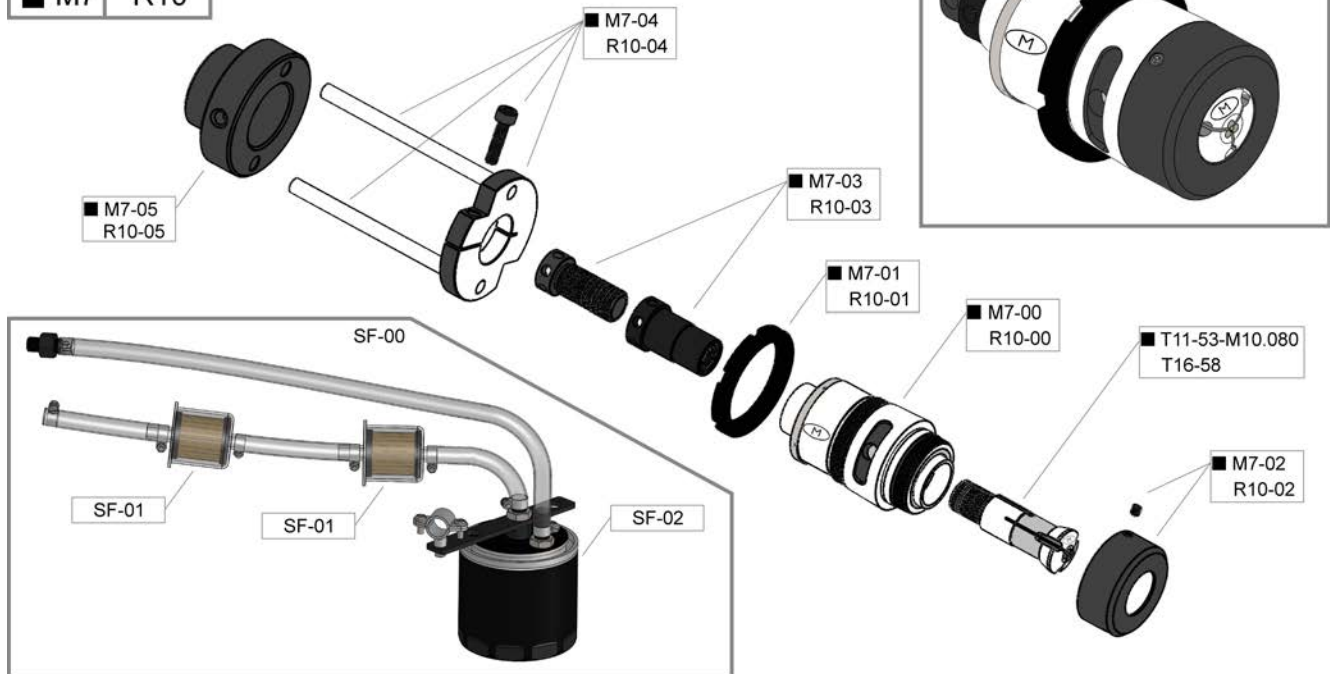
N° Serge Meister	M	AM53	AM53+
AM53-00		x	x
AM53-01		x	x
AM53-02		x	x
AM53-03		x	x
AM53-04		x	x
AM53-05		x	x
AM53-06			x
AM53-07			x
AM53-10	4,2 mm		x
AM53-20	(1) 3mm - 4,5mm		x
AM53-30	(1) 3mm - 4,5mm		x
AM53-21	(2) 4,5mm - 8mm		
AM53-31	(2) 4,5mm - 8mm		
AM53-22	(3) 8mm - 10mm		
AM53-32	(3) 8mm - 10mm		

Canon tournant

Mitlaufende Führungsbüchse

Revolving guide bush

TORNOS
■ M7 R10



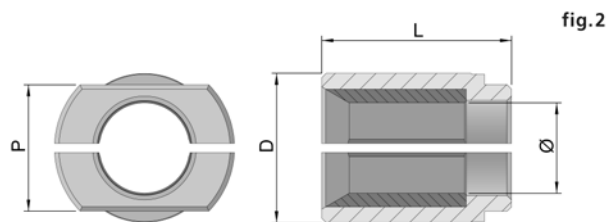
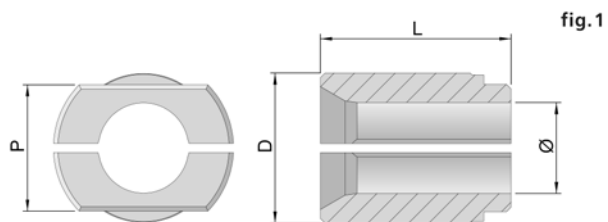
- 10'000 tr/min max

- 10'000 u/min max

- 10'000 r.p.m max

N° Serge Meister	M7	M7+	R10	R10+
M7-00	x	x		
M7-01	x	x		
M7-02	x	x		
M7-03	x	x		
M7-04		x		
M7-05		x		
MS7-05				
R10-00			x	x
R10-01			x	x
R10-02			x	x
R10-03			x	x
R10-04				x
R10-05				x
SF-00		x		x
SF-01				
SF-02				



Mâchoires
Backen
Jaws


N° Serge Meister	D	L	P	fig.
AS14-CUBE	13.5	21	11	1
AS14-MD	13.5	21	11	2
SAS16-CUBE	16.5	21	14	1
SAS16-MD	16.5	21	14	2

Machines
Maschinen
Machinery



Bechler

Bechler

Bechler



André Bechler SA Moutier

Fabrique de machines

Type de machine	Canon	Pince broche principale
A-4	T9-44 / T9-50	F10/1178 (111E)
A-7	T12-50-M10.075 / T11-50 / T12-50-M12.1	F10-42.6
A-10 / AR-10	T12-50-M10.075 / T11-50 / T12-50-M12.1	F14-42
BR-12 / BR-16 / BR-20	T22-68-M19.1 / T28-81 / T32-71 /	

Citizen

Citizen

Citizen



CITIZEN

Type de machine	Canon	Pince broche principale
A-20	T28-82-M25.1	F25-67
B-12	T18-59-M16.1	F16-58
B-20	T28-82-M25.1	F25-67
C-16	T24-61	F20-60
E-16	T24-61	F25-67
E-20	T32-71	F25-67
E-25	T34-87.5	F30-70
E-32	T42-82-C16	F37-82
F-12	T18-59	F16-58
F-16	T24-61	F20-60
F-20	T32-71	F25-67
F-25	T34-87.5	F30-70
K-12	T18-59	F16-58
K-16	T24-61	F25-67
L-10 I	T16-58	F15-58
L-10 Watch	T9-44	F15-58



Citizen

Citizen

Citizen



CITIZEN

Type de machine	Canon	Pince broche principale
L-12	T18-59	F16-58
L-16	T24-61	F25-67
L-20	T28-82-M25.1	F25-67
L-25	T34-87.5	F30-70
L-32	T42-82-C16	F37-82
M-12	T18-59	F16-58
M-16	T24-61	F20-60
M-20	T28-82-M25.1	F25-67
M-32	T42-82-C16	F37-82
MSL-12	T18-59	F16-58
R-04	T9-44	F8-37.5
R-07	T11-53	F15-58

←

Hanwha

Hanwha

Hanwha



Hanwha

Type de machine	Canon	Pince broche principale
SL-12 S/H	T18-59-M16.1	F15-58 / F16-58
SL-16 S/H	T22-68-M22.1	F22-49
SL-20 S	T28-82-M25.1	F25-67
SL-26 HP II	T34-87.5	F32-67
SL-26 S/H	T34-87.5	F32-67
SL-32 HP II	T42-82-C16	F37-82
SL-32 HPD	T42-82-C16	F37-82

←

→



Hanwha

Hanwha

Hanwha



Type de machine	Canon	Pince broche principale
SL-32 S/HE	T42-82-C16	F37-82
SL-35 HP	T45-82	?
STL-32H	T42-82-C16	F37-82
XD-07	T11-53	F10-42
XD-12 H	T18-59-M16.1	F15-58
XD-12 J	T18-59-M16.1	F16-58
XD-16 H	T22-68-M22.1	F22-49
XD-20 H	T28-82-M25.1	F25-67
XD-20 M	T28-82-M25.1	F25-67
XD-20 N	-	F25-67
XD-20 V	T28-82-M25.1	F25-67
XDI-20	T28-82-M25.1	F25-67
XD-26 H	T34-87.5	F32-67
XD-32 H	T42-82-C16	F37-82
XD-35	T45-82	T45-82??
XD-38	- JBS	F48-85
XP-12 S	T18-59-M16.1	F15-58
XP-16 S	T22-68-M22.1	F22-49
XP-20 S	T28-82-M25.1	F25-67
XP-26 S	T34-87.5	F32-67

←

←

→



MANURHIN K'MX**MANURHIN K'MX***MANURHIN K'MX*


Type de machine	Canon	Pince broche principale
Compact	T24-61	F20-49
First 226/326C	T22-68 / T25-81 / T34-87.5	F20-49
KMX-20/220	T25-81 / T22-68	F25-67 / F32-67
KMX-26/226	T22-68 / T25-81 / T34-87.5	F25-67 / F32-67
Mirabel PM32	T22-68 / T25-81 / T42-82	F25-67 / F42-85
OM-98/KL-32	T42-82	
Swing-13	T18-59	
Swing-20	T25-81	
Swing-26	T22-68 / T34-87.5	F38.08-98.5
Swing-32	T22-68 / T25-81 / T34-87.5 / T42-82	F42-85
Traminer-13	T18-59	F18-60
Traminer-16	T22-68	F20-60
Traminer-20	T22-68 / T25-81	F25-67
Twin-13	T22-68	F20-49
Twin-20	T22-68 / T25-81	F20-49
XL-32	T42-82	F42-85
XL-36	T48-81	F42-85 / F48-85

Nexturn**Nexturn***Nexturn*


Type de machine	Canon	Pince broche principale
SA-12A	T18-59-M16.1	F16-58
SA-12B	T18-59-M16.1	F16-58



Nexturn

Nexturn

Nexturn



NEXTURN


SWISS TURN LEADER

Type de machine	Canon	Pince broche principale
SA-18A	T28-82-M25.1	F25-67
SA 20B	T28-82-M25.1	F25-67
SA-20D	T28-82-M25.1	F25-67
SA-20E	T28-82-M25.1	F25-67
SA 20PII	T28-82-M25.1	F25-67
SA 20PYII	T28-82-M25.1	F25-67
SA 20XII	T28-82-M25.1	F25-67
SA-26D	T34-87.5	F32-67
SA-26E	T34-87.5	F32-67
SA 26PII	T34-87.5	F32-67
SA 26PYII	T34-87.5	F32-67
SA 26XII	T34-87.5	F32-67
SA-32D	T42-82-C16	F37-82
SA-32E	T42-82-C16	F37-82
SA 32B	T42-82-C16	F37-82
SA 32PII	T42-82-C16	F37-82
SA 32PYII	T42-82-C16	F37-82
SA 32XII	T42-82-C16	F37-82
SA 32XIII	T42-82-C16	F37-82
SA-38E	T46-92	F42-85
SA 38PII	T46-92	F42-85
SA 38PYII	T46-92	F42-85
SA 38XIII	T46-92	F42-85

Petermann

Petermann

Petermann



Petermann

Type de machine	Canon	Pince broche principale
P-3	T7-30 / T7-29	F7-36
P-4	T9-44 / T9-50 / T9-26	F8-37.5
P-7	T12-50-M10.075 / T12-50-M12.1	F10-42
P-7R	T12-50-M10.075 / T12-50-M12.1	F15-42 / F16-50
P-16/P-16R	T22-68-M19.1 / T28-81 / T32-71 / T24-61	F22-59
P-20R/P-25	T32-71 / T40-72-M40.1	F32-59
10-HS	T16-58 / T20-55 / T22-68-M19.1	F16-50 / F20-55

Star

Star

Star



Type de machine	Canon	Pince broche principale
ECAS-20	T28-82-M25.1	F25-67
ECAS-32	T42-82-C16	F37-82
JNC-10	T16-58 / év.T16-59	F15-58
JNC-16	T22-68-M22.1	F20-60
JNC-32	T42-82-C16	F37-82
KJR-16	T22-68-M22.1	F20-60
KJR-25	-	F30-70
KNC-20	T28-82-M25.1	F25-67
KNC-32	T42-82-C16	F37-82
RNC-10	T16-58	F15-58
RNC-16	T22-68-M22.1	F20-60
SA-12/16	T22-68-M22.1	F20-60



Star

Star

Star



Type de machine	Canon	Pince broche principale
SB-12	T18-59-M16.1	F16-58
SB-16	T22-68-M22.1	F20-60
SB-20	T28-82-M25.1	F25-67
SB-20RG	T28-82-M25.1	F25-67
SE-16	T22-68-M22.1	F20-60
SF-25	-	F37-82
SH-7	T16-58	F15-58
SH-12	T21-57.4	F20-60
SH-16	T22-68-M22.1	F20-60
SI-12 NP	T22-68-M22.1	F20-60
SNC-15	T22-68-M22.1	F20-60
SR-10J	T16-58 (év. T16-59)	F15-58
SR-16	T22-68-M22.1	F20-60
SR-20J	T28-82-M25.1	F25-67
SR-20JN	-	F25-67
SR-20R	T28-82-M25.1	F25-67
SR-20RIV -/B	T28-82-M25.1	F25-67
SR-32	T42-82-C16	F37-82
SR-32J	T42-82-C16	F37-82
SR-32JN	-	F37-82
SR-32JII-A / B	T42-82-C16	F37-82
SR-38-A / B	T42-82-C16	F37-82
SST-16	T22-68-M22.1	F20-60
ST-20	T28-82-M25.1	F25-67
ST-38	T48-82	F48-85
SV-12	T22-68-M22.1	F20-60
SV-20	T28-82-M25.1	F25-67
SV-20R	T28-82-M25.1	F25-67
SV-32	T42-82-C16	F37-82
SV-38R	T48-82	F48-85



Star

Star

Star



star

Type de machine	Canon	Pince broche principale
SW-12R11	T18-59-M16.1	F16-58
SW-20	T28-82-M25.1	F25-67
SW-7	T11-53	F15-58
SW-7R	T16-58 (év. T16-59)	F15-58
VNC-12	T21-57.4	F20-60
VNC-20	T28-82-M25.1	F25-67
VNC-32	T42-82-C16	F37-82

←

Tornos

Tornos

Tornos



TORNOS

Type de machine	Canon	Pince broche principale
CT-20	T28-82	F25-67
DECO-7	T11-53	F10-42
DECO-8 SP	-	W15
DECO-10	T16-59	F13-58 (F10-42)
DECO-13	T24-61	F20-60 (F13-58/F15-58/F16-58)
DECO-20	T28-81/T34-87.5	F25-67 (F30-59/F20-60)
DECO-26 (32)	T34-87.5 / T42-82-C16	F37-82/(F30-59/F25-67)
DELTA-12	T24-61	F20-60/F13-58/F15-58
DELTA-12 version III	T26-77 / T24-61	F20-60/F13-58/F15-58
DELTA-20	T28-81 / T26-77	F25-67 / F13-58
DELTA-20 version III	T28-81 / T26-77	F25-67 / F13-58
DT26	T34-87.5	F25-67 / F30-59

←

→



Tornos

Tornos

Tornos



TORNOS

Type de machine	Canon	Pince broche principale
ENC-74/75	T16-59	F13-58
ENC-163/164/167	T24-61/T28-81/T16-59	F25-67/F20-60/F15-58
ENC-262/264	TOP-200	F30-59
EVODECO-20	T34-87.5 / T28-81	F25-67 / F30-59
EVODECO-32	T42-82	F25-67 / F30-59 / F37-82
GAMMA-20/6	T26-77 / T28-81	F25-67
GT-13	T18-59-M16.1	F13-58 / F16-58
GT-26	T34-87.5	F25-67 / F30-59
GT-32	T42-82	F37-82
EVODECO-10	T16-59	F13-58 / F15-58 / F16-58 / F20-49 /
EVODECO-16	T24-61	F13-58 / F15-58 / F16-58 / F20-49 /
M-4	T9-50 / T9-44 / MAG-B-10	F8-37.5
M-7	T11-53 / MAG-B-13 / T12-50-M12.1	F10-42
MS-7	T18-59 / MAG-B-18	F13-58 / F15-58
MICRO-7	T11-53	F13-58
MICRO-8	-	W15
MR-28/32	T42-82-C16 / T44-87	F37-82
NAT-125	T16-59	F16-58
R-10	T18-59 / T16-59 / MAG-B-18	F15-58 / F16-58
R-16	T22-68	F20-60
RR-20	T22-68 / MAG-B-36	F25-67
SIGMA-8	-	W15
SIGMA-20	T34-87.5 / T28-81	F30-59/F25-67/F20-60
SIGMA-32	T42-82-C16/T34-87.5	F37-82/F30-59/F25-67
ST-26	T34-87.5	F20-49 / F25-67 / F26-60 / F30-59
Swiss NANO	T11-53	F8-37.5 / F10-42 / F13-58
TOP-100	TOP-100	F15-58/F16-58
TOP-200	TOP-200	F25-67/F30-59



Tornos Multibroches

Tornos Multibroches

Tornos Multibroches



TORNOS

Type de machine	Pince broche	Pince contre-broche	Pince de ravitaillement
MultiAlpha 6x32	-	PR35.5-80	
MultiAlpha 8x20	B34-90	PR28-73	
MultiAlpha 8x28	-	PR35.5-80	
MultiDeco 20/6	B34-90	PR28-73	
MultiDeco 20/6b	B34-90	PR28-73	
MultiDeco 20/8	B34-90	PR28-73	
MultiDeco 20/8b	B34-90	PR28-73	
MultiDeco 26/6	-	PR35.5-80	
MultiDeco 32/6i	-	PR35.5-80	
MultiSigma 8x20	B34-90	PR28-73	
MultiSigma 8x28	-	PR35.5-80	
MultiSwiss 6x16	MS23-75	F20-49	F16-58-8
MultiSwiss 6x32	DC44-68	F37-82	PR35.5-80
MultiSwiss 8x26	DC35-60	F37-82	PR35.5-80
SAS 16.6	W25-94	F16-58-8	

Tsugami

Tsugami

Tsugami



TSUGAMI



Type de machine	Canon	Pince broche principale
B-32	T41-54	F37-82
B007E	T11-53	F10-42
B074E	T11-53	F10-42
B012AE/CE	T24-61	F22-49



Tsugami

Tsugami

Tsugami



TSUGAMI


SWISS

Type de machine	Canon	Pince broche principale
B018AE/CE	T24-61	F22-49
B020AE/CE	T28-81	F25-67
B0123E/4E/5E	T24-61	F22-49
B0126	T26-77	F22-49
B0128WE	T24-61	F22-49
B0203E/4E/5E	T28-81	F25-67
B0206	T26-77 / T28-81	F25-67
B0208WE	T28-81	F25-67
B0265E/6E	T34-87.5	F30-59
B038ME	T48-81-C10	F48-85
B038TE	T42-82-C16	F37-82
B0325E/6E	T42-82-C16	F37-82
B0385E, Bar Ø 32	T42-82-C16	F37-82
B0385E, Bar Ø 38	T48-81-C10	
BH20E/ZE	T28-81	F25-67
BH38E, Bar Ø 32	T42-82-C16	F37-82
BH38E, Bar Ø 38	T48-81-C10	
BN12E	T24-61	F22-49
BN20E	T28-81	F25-67
BS 007	T11-53	F10-42
BS12AE/BE/CE	T24-61	F22-49
BS125HE/6HE	T24-61	F22-49
BS18AE/BE/CE	T24-61	F22-49
BS20AE/BE/CE	T28-81	F25-67
BS32CE	T41-54	F37-82
BS205HE/6HE	T28-81	F25-67
BS26AE/BE/CE	T34-87.5	F32-67
BU20E	T28-81	F25-67
BU26E	T34-87.5	F32-67
BU/MU 26	T34-87.5	F32-67



Tsugami

Tsugami

Tsugami



TSUGAMI



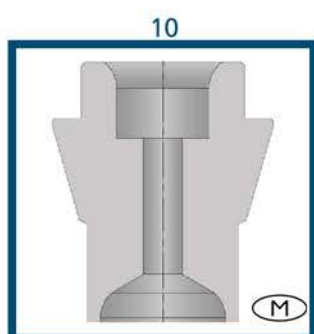
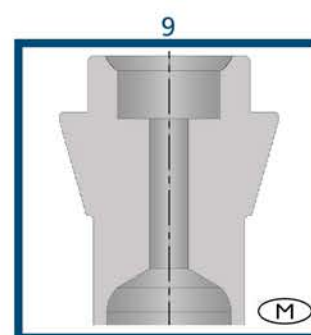
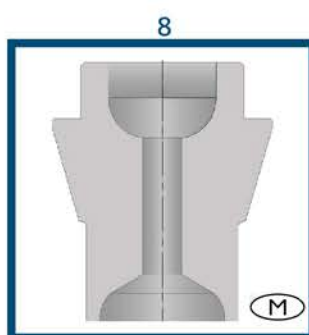
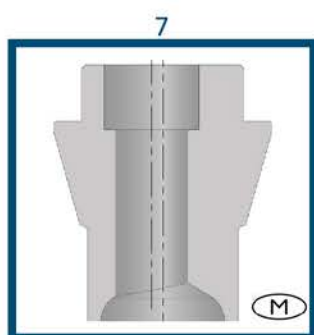
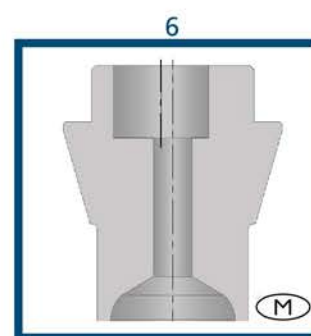
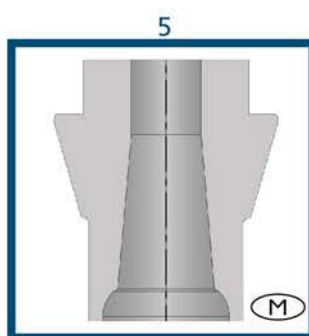
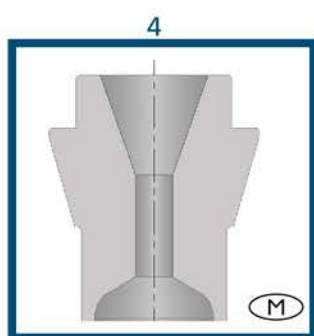
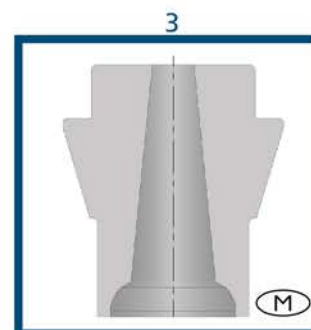
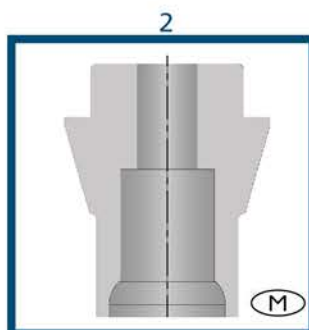
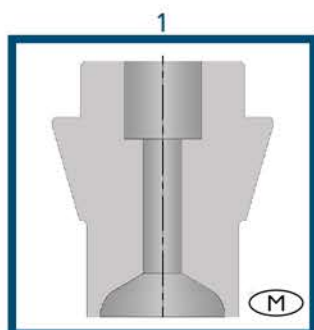
Type de machine	Canon	Pince broche principale
BU/MU 38	T48-81-C10	F37-82
BW07E	T11-53	F10-42
BW12E	T24-61	F22-49
BW20E	T28-81	F25-67
BW127E/8E/8ZE/9ZE	T24-61	F22-49
BW207E/8E/8ZE/9ZE	T28-81	F25-67
H205E/6E	T28-81	F25-67
HS20	T28-81	F25-67
HS26	T34-87.5	F30-59
HS32	T42-82-C16	F37-82
HS38MH	T48-81-C10	F48-85
HS38MH/5AX	T48-81-C10	F37-82
HS207	T28-81	F25-67
NP-4W	T11-53	F10-42
NT-NP 11	T18-59	F15-58
NT-NP 16	T22-68	F22-49
NT-NP 16-II	T24-61 / T22-68	F22-49
NT-NP 17	T24-61 / T22-68	F22-49
NT-NP 20	T32-71	F25-67
NT-NP 20-II	T28-81	F25-67
NT-NP 32	T42-82-C16	F37-82
P01E	T11-53	F10-42
P03E	T11-53	F10-42
P014E/HE	T11-53	F10-42
P034E/HE	T11-53	F10-42
S20	T28-81	F25-67
S205E/6E	T28-81	F25-67
TMU1E, Bar Ø 32	T42-82-C16	F37-82
TMU1E, Bar Ø 38	T48-81-C10	F48-85



Pince sur mesure

Kundenspezifische Spannzangen

Custom made Collets



Demande d'offre :

1

Société:

Réf.:

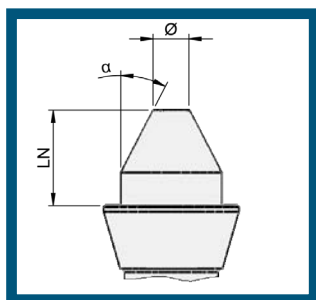
Tél.:

Mail:

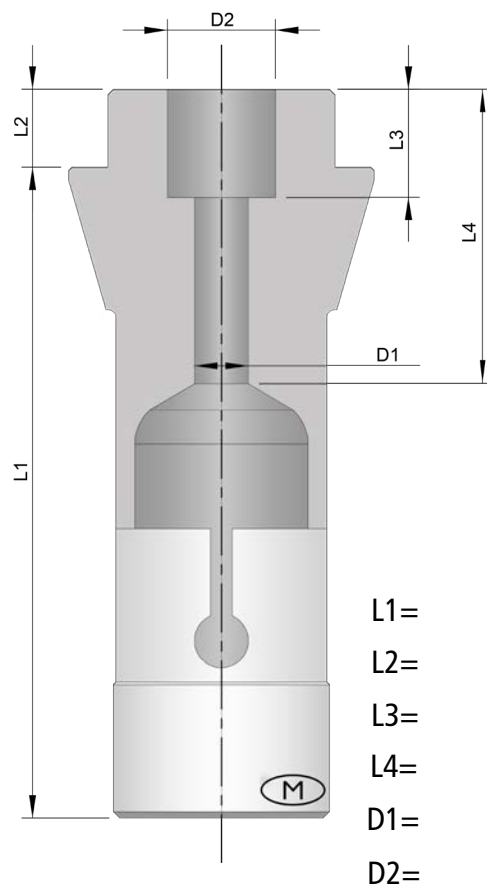
Remarque:

Type de pince:

Quantité:



Ø=
LN=
α=

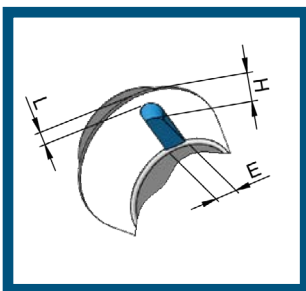


L1=
L2=
L3=
L4=
D1=
D2=

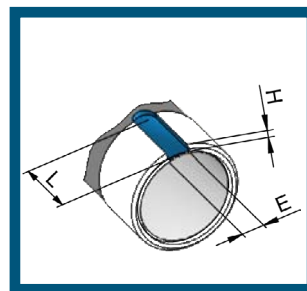
Rainure de clavette

Keilnut

keyway



H=
L=
E=



H=
L=
E=

Options

Optionen

Options

Type de fentes

Chanfrein d'entrée

Ouverture

Fentes normal 2 3 4

Standard (Ø1.0~0.2 / Ø30.0~0.3)

Ouverture standard 0.2

Fentes fines 2 3 4

Sans chanfrein

Ouverture speciale

Fentes Wave * 2 4

Autre

Standard

TiN

Fentes Zigzag * 2 4

UP

MOVIC®

* Voir page 44

CROMVIC®

Sans revêtement



Demande d'offre :

2

Société:

Réf.:

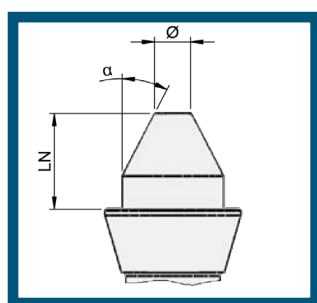
Tél.:

Mail:

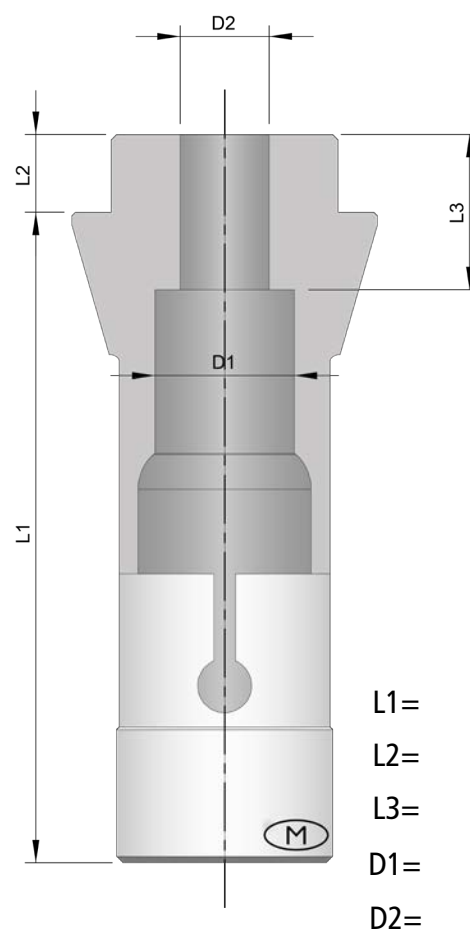
Remarque:

Type de pince:

Quantité:



Ø=
LN=
α=

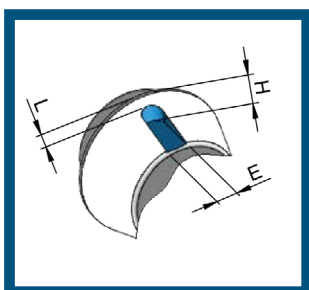


L1=
L2=
L3=
D1=
D2=

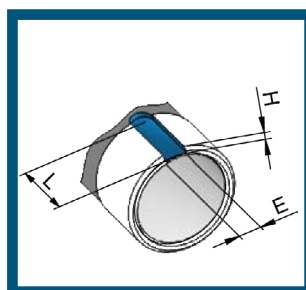
Rainure de clavette

Keilnut

keyway



H=
L=
E=



H=
L=
E=

Options

Optionen

Options

Type de fentes

Chanfrein d'entrée

Ouverture

Fentes normal 2 3 4

Standard (Ø1.0~0.2 / Ø30.0~0.3)

Ouverture standard 0.2

Fentes fines 2 3 4

Sans chanfrein

Ouverture speciale

Fentes Wave * 2 4

Autre

Standard

TiN

Fentes Zigzag * 2 4

UP

MOVIC®

* Voir page 44

CROMVIC®

Sans revêtement



Demande d'offre :

3

Société:

Réf.:

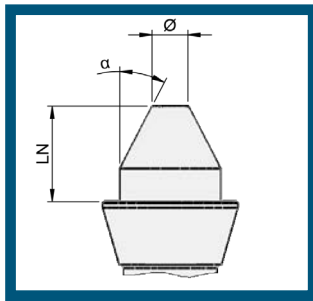
Tél.:

Mail:

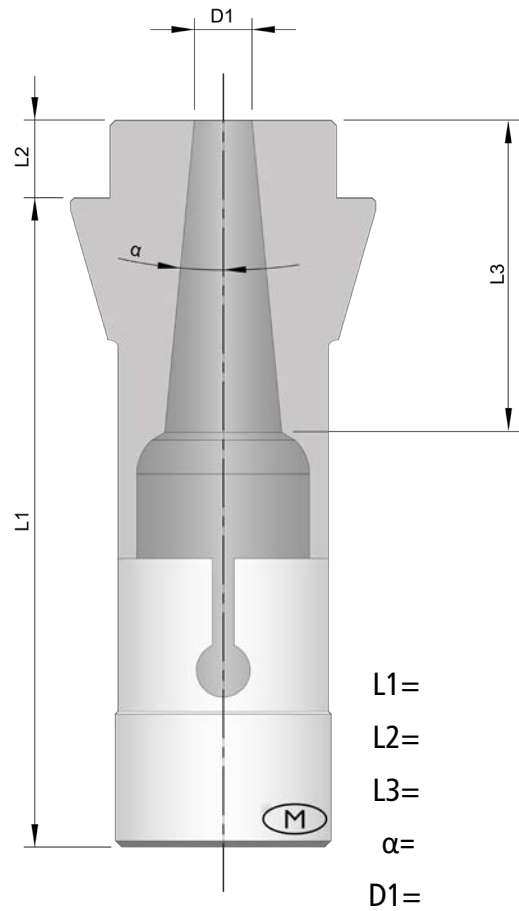
Remarque:

Type de pince:

Quantité:



Ø=
LN=
α=

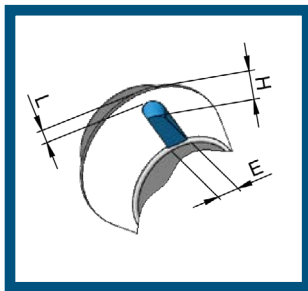


L1=
L2=
L3=
α=
D1=

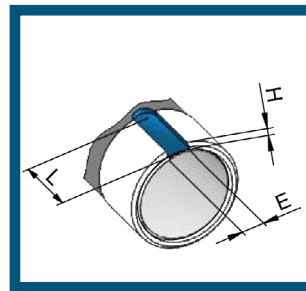
Rainure de clavette

Keilnut

keyway



H=
L=
E=



H=
L=
E=

Options

Optionen

Options

Type de fentes

Chanfrein d'entrée

Ouverture

Fentes normal 2 3 4

Standard (Ø1.0~0.2 / Ø30.0~0.3)

Ouverture standard 0.2

Fentes fines 2 3 4

Sans chanfrein

Ouverture speciale

Fentes Wave * 2 4

Autre

Standard

TiN

Fentes Zigzag * 2 4

UP

MOVIC®

* Voir page 44

CROMVIC®

Sans revêtement



Demande d'offre :

4

Société:

Réf.:

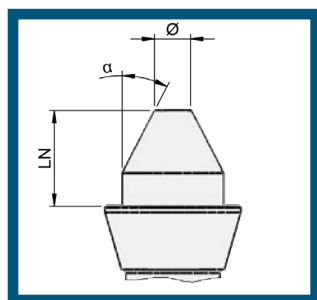
Tél.:

Mail:

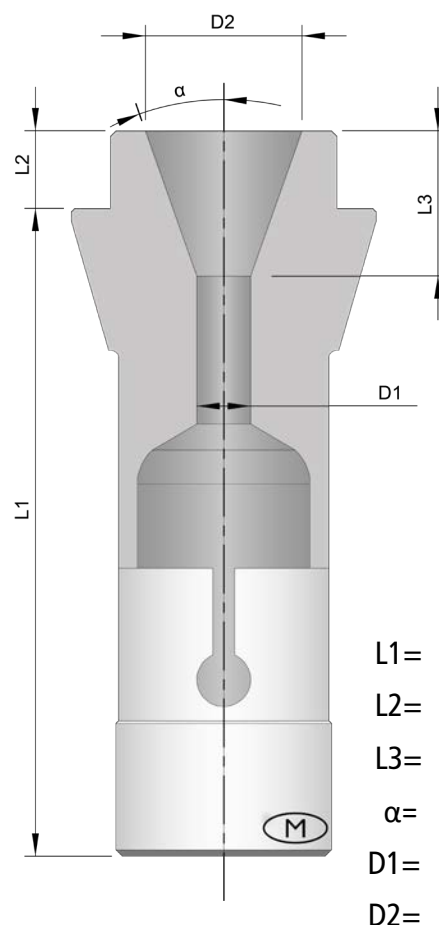
Remarque:

Type de pince:

Quantité:



Ø=
LN=
α=

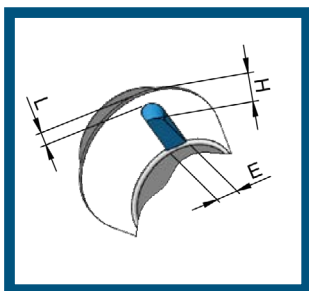


L1=
L2=
L3=
α=
D1=
D2=

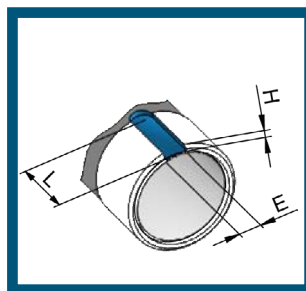
Rainure de clavette

Keilnut

keyway



H=
L=
E=



H=
L=
E=

Options

Optionen

Options

Type de fentes

Chanfrein d'entrée

Ouverture

Fentes normal 2 3 4

Standard (Ø1.0~0.2 / Ø30.0~0.3)

Ouverture standard 0.2

Fentes fines 2 3 4

Sans chanfrein

Ouverture speciale

Fentes Wave * 2 4

Autre

Standard

TiN

Fentes Zigzag * 2 4

UP

MOVIC®

* Voir page 44

CROMVIC®

Sans revêtement



Demande d'offre :

5

Société:

Réf.:

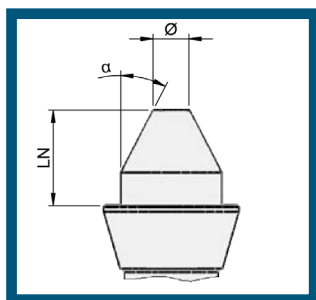
Tél.:

Mail:

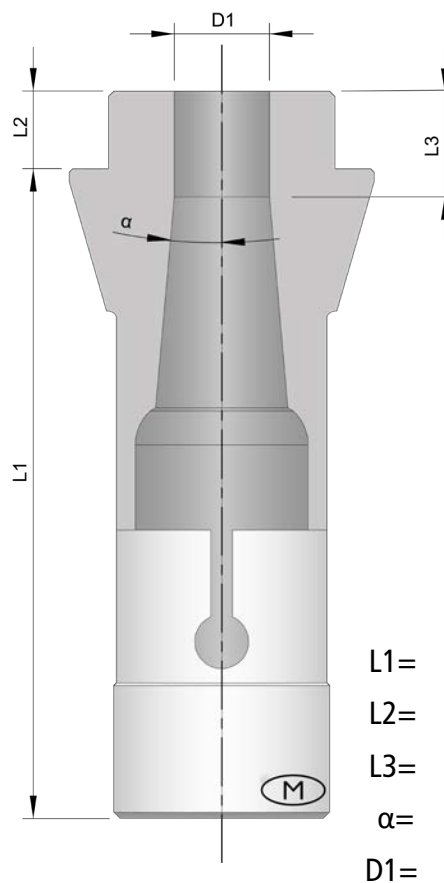
Remarque:

Type de pince:

Quantité:



Ø=
LN=
α=

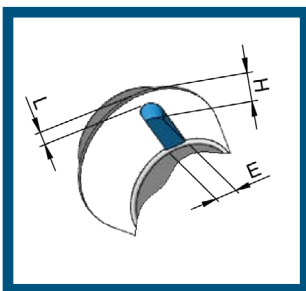


L1=
L2=
L3=
α=
D1=

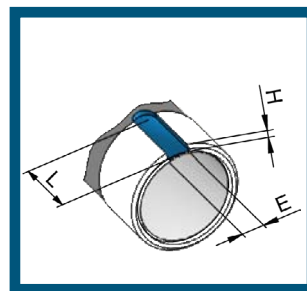
Rainure de clavette

Keilnut

keyway



H=
L=
E=



H=
L=
E=

Options

Optionen

Options

Type de fentes

Chanfrein d'entrée

Ouverture

Fentes normal 2 3 4

Standard (Ø1.0~0.2 / Ø30.0~0.3)

Ouverture standard 0.2

Fentes fines 2 3 4

Sans chanfrein

Ouverture speciale

Fentes Wave * 2 4

Autre

Standard

TiN

Fentes Zigzag * 2 4

UP

MOVIC®

* Voir page 44

CROMVIC®

Sans revêtement



Demande d'offre :

6

Société:

Réf.:

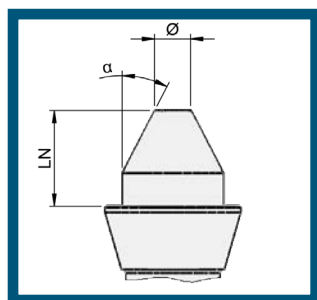
Tél.:

Mail:

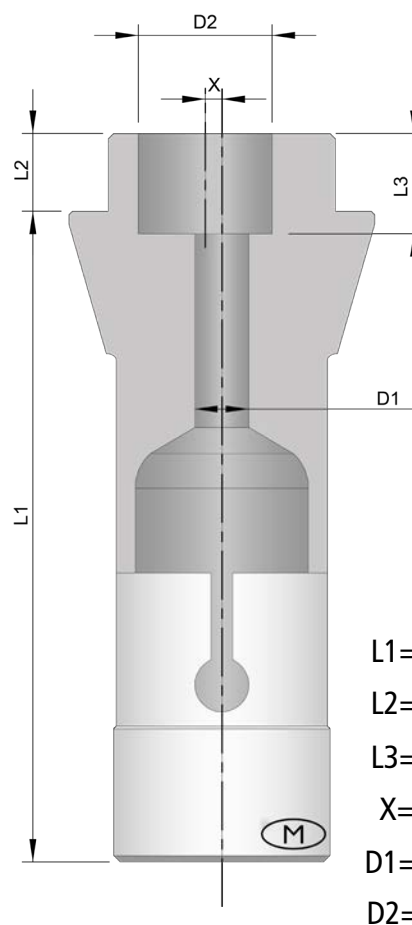
Remarque:

Type de pince:

Quantité:



Ø=
LN=
α=

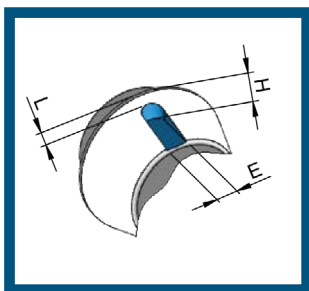


L1=
L2=
L3=
X=
D1=
D2=

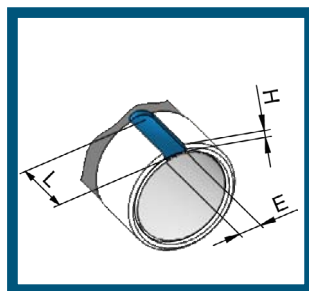
Rainure de clavette

Keilnut

keyway



H=
L=
E=



H=
L=
E=

Options

Optionen

Options

Type de fentes

Chanfrein d'entrée

Ouverture

Fentes normal 2 3 4

Standard (Ø1.0~0.2 / Ø30.0~0.3)

Ouverture standard 0.2

Fentes fines 2 3 4

Sans chanfrein

Ouverture speciale

Fentes Wave * 2 4

Autre

Standard

TiN

Fentes Zigzag * 2 4

UP

MOVIC®

* Voir page 44

CROMVIC®

Sans revêtement



Demande d'offre :

7

Société:

Réf.:

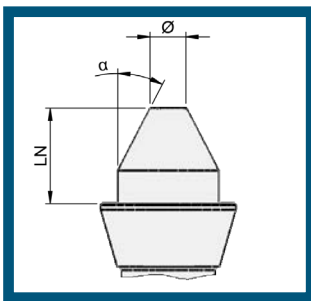
Tél.:

Mail:

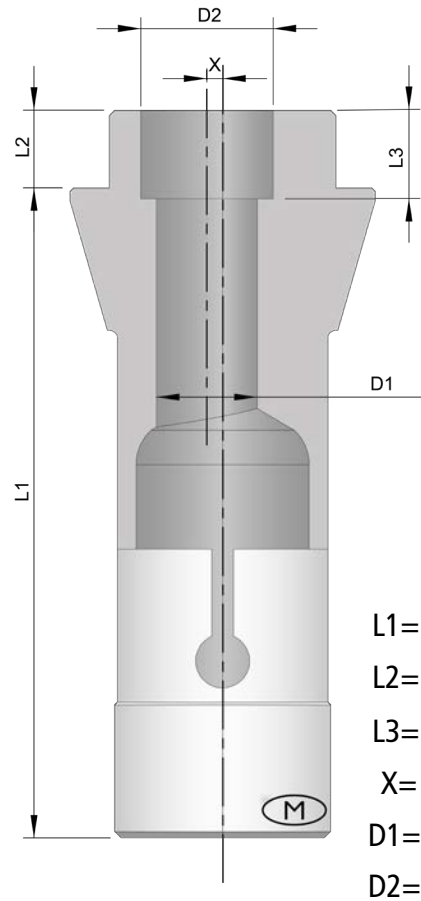
Remarque:

Type de pince:

Quantité:



Ø=
 LN=
 α=

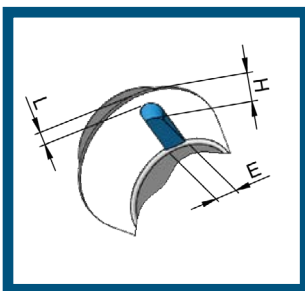


L1=
 L2=
 L3=
 X=
 D1=
 D2=

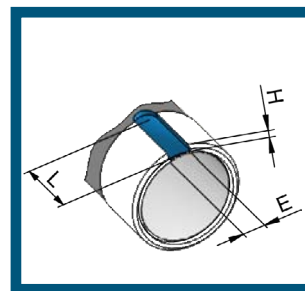
Rainure de clavette

Keilnut

keyway



H=
 L=
 E=



H=
 L=
 E=

Options

Optionen

Options

Type de fentes

Chanfrein d'entrée

Ouverture

Fentes normal 2 3 4

Standard (Ø1.0~0.2 / Ø30.0~0.3)

Ouverture standard 0.2

Fentes fines 2 3 4

Sans chanfrein

Ouverture speciale

Fentes Wave * 2 4

Autre

Standard

TiN

Fentes Zigzag * 2 4

UP

MOVIC®

* Voir page 44

CROMVIC®

Sans revêtement



Demande d'offre :

8

Société:

Réf.:

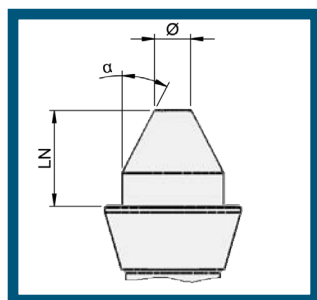
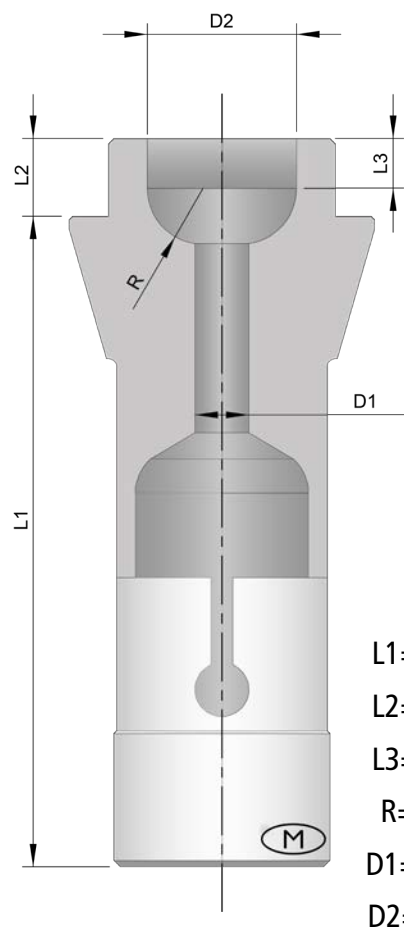
Tél.:

Mail:

Remarque:

Type de pince:

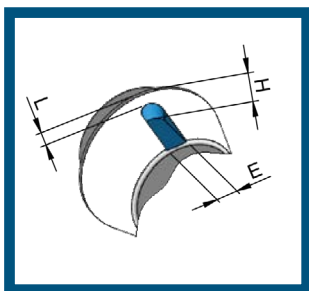
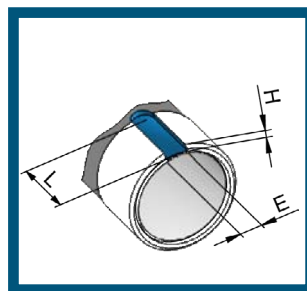
Quantité:


 Ø=
 LN=
 α=

 L1=
 L2=
 L3=
 R=
 D1=
 D2=

Rainure de clavette

Keilnut

keyway


 H=
 L=
 E=

 H=
 L=
 E=

Options

Optionen

Options

Type de fentes

Chanfrein d'entrée

Ouverture

Fentes normal 2 3 4

Standard (Ø1.0~0.2 / Ø30.0~0.3)

Ouverture standard 0.2

Fentes fines 2 3 4

Sans chanfrein

Ouverture speciale

Fentes Wave * 2 4

Autre

Standard

TiN

Fentes Zigzag * 2 4

UP

MOVIC®

* Voir page 44

CROMVIC®

Sans revêtement



Demande d'offre :

9

Société:

Réf.:

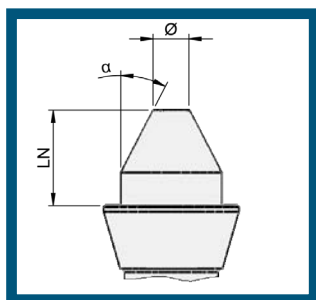
Tél.:

Mail:

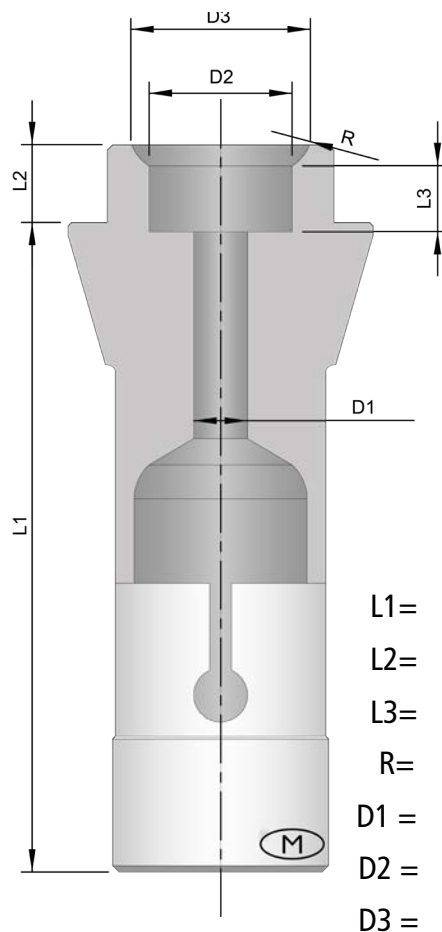
Remarque:

Type de pince:

Quantité:



Ø=
LN=
α=

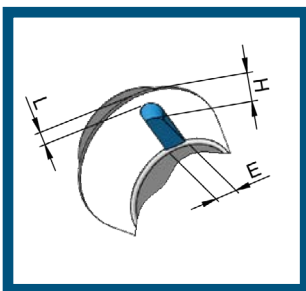


L1=
L2=
L3=
R=
D1 =
D2 =
D3 =

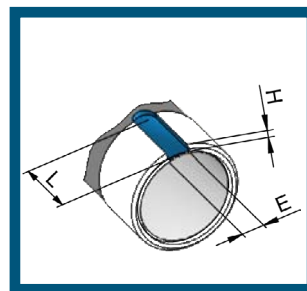
Rainure de clavette

Keilnut

keyway



H=
L=
E=



H=
L=
E=

Options

Optionen

Options

Type de fentes

Chanfrein d'entrée

Ouverture

Fentes normal 2 3 4

Standard (Ø1.0~0.2 / Ø30.0~0.3)

Ouverture standard 0.2

Fentes fines 2 3 4

Sans chanfrein

Ouverture speciale

Fentes Wave * 2 4

Autre

Standard

TiN

Fentes Zigzag * 2 4

UP

MOVIC®

* Voir page 44

CROMVIC®

Sans revêtement



Demande d'offre :

10

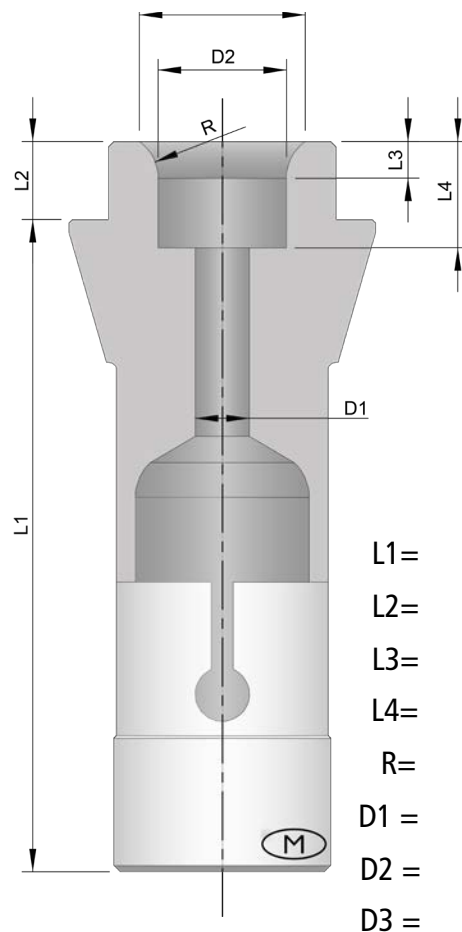
Société:

Réf.:

Tél.:

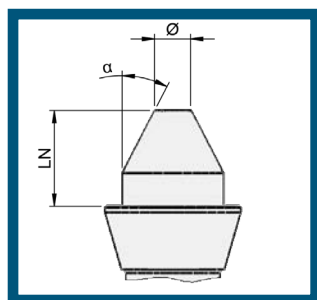
Mail:

Remarque:



Type de pince:

Quantité:



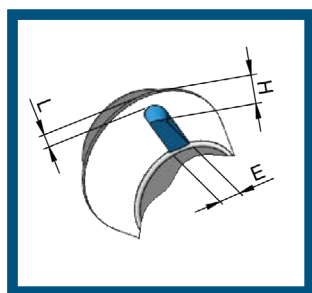
Ø=
LN=
α=

L1=
L2=
L3=
L4=
R=
D1 =
D2 =
D3 =

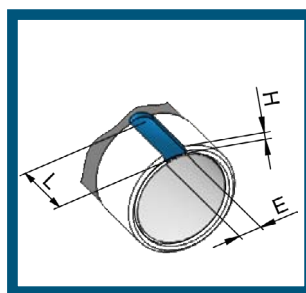
Rainure de clavette

Keilnut

keyway



H=
L=
E=



H=
L=
E=

Options

Optionen

Options

Type de fentes

Chanfrein d'entrée

Ouverture

Fentes normal 2 3 4

Standard (Ø1.0~0.2 / Ø30.0~0.3)

Ouverture standard 0.2

Fentes fines 2 3 4

Sans chanfrein

Ouverture speciale

Fentes Wave * 2 4

Autre

Standard

TiN

Fentes Zigzag * 2 4

UP

MOVIC®

* Voir page 44

CROMVIC®

Sans revêtement



Réalésage	Ausschleifen	Reboring
Réalésage pour toutes les références de canons, pinces et douilles n'excédant pas un diamètre (D) de 48mm - Ø > 2.00 (Selon expertise)	Ausschleifen von Büchsen, Zangen und Hülsen bis zu (D) 48 mm - Ø > 2.00 (Nach Augenscheinnahe)	Reboring of all kinds of guide bushes, collets and Sleeves not exceeding (D) 48 mm - Ø > 2.00 (According to examination)

Rôdage + rectifiage cône et face	Läppen + Nachschleifen Konus und Frontfläche	Lapping + grinding cone and face
Rôdage et retouche du cône et de la face pour toutes les références de canons et de pinces n'excédant pas un diamètre (D) de 48mm. (Selon expertise)	Läppen und Nachschleifen Konus und Frontfläche von Büchsen und Zangen bis zu (D) 48 mm. (Nach Augenscheinnahe)	Grinding of alteration of the cone and face of all kinds of guide bushes and collets not exceeding (D) 48 mm. (According to examination)

Rôdage simple	Läppen einfach	Simple lapping
Rôdage simple de l'alésage pour toutes les références de canons et de pinces n'excédant pas un diamètre (D) de 48mm. (Selon expertise)	Läppen einfach von Büchsen und Zangen bis zu (D) 48 mm. (Nach Augenscheinnahe)	Simple lapping of bores on all kinds of guide bushes and collets not exceeding (D) 48 mm. (According to examination)


Révisions	Revisionen	Revisions
Révisions d'appareils à meuler et de canons tourants. (Selon expertise)	Revision von Scheifapparat und mitlaufender Büchsen. (Nach Augenscheinnahe)	Revision of grinding unit and revolving guide bush. (According to examination)



Tolérances alésages

Bohrungs-Toleranzen

Run out tolerance



N° Serge Meister	Ø min	Ø max	T
Normal	0.12	39.00	0.008 - 0.012
UP	0.12	39.00	≤ 0.005

Canons	8
Automatique	19
ESCO D2	16
ESCO D2 (ajustable)	16
ESCO D6	17
ESCO D6 (à boule)	17
ESCO New Mach	18
Fixe	13
Magic Type A	15
Magic Type B	15
Porte Douille	20
Poussé	12
Tiré	9
TOP	19
TOR 4	18
Demandes sur mesure	70
Sur mesure	70
Sur mesure10	80
Douilles	50
Douille + écrou	51
Porte Pince	52
Index par N° Serge Meister	89
Machines	57
Bechler	58
Citizen	58
Hanwha	59
Machines	57
MANURHIN K'MX	61
Nexturn	61
Petermann	63
Star	63
Tornos	65
Tornos Multibroches	67
Tsugami	67
Mâchoires	56
Mâchoires	56
Normes Serge Meister	82
Tolérances alésages	82
Options	38
Alésage 6, 8 pans	42
Alésage carré, rectangle	42
Alésage excentrique	42
Alésages rainurés, striés	45
Alésages rainurés, striés	46
Anglage fentes	44
Angle vif	43
Cône métal dur	43
Entrée(s) de clavette(s)	45
Fentes "Wave"	44
Fentes "Zigzag"	44
Fentes fines	45
Insert ou complet bronze	40
Long métal dur	41
Longueur du nez hors standard	43



Index

Option	39
Option	39
Ouverture de la pince	46
Petits Ø	41
Rôdage inox	39
Traitement de surface	40
Traitement de surface	40
Traitement de surface	41
Options supplémentaires	47
Butée	48
Ejecteur	47
Ejecteur Type A	47
Ejecteur Type B	47
Guide de précision acier	48
Guide laiton	48
Guide plastique	49
Pinces	21
B	30
Double cône	33
Expansible	37
F (Long nez)	24
F (Normal)	22
F Wahli	26
Lambert	32
LNS	37
MultiSwiss	33
P	31
P (AS 14)	31
Pince de ravitaillement	34
PR	32
ROL 8	36
TOR 4	36
Transporteur Type B	34
Transporteur Type T	35
W (Long nez)	29
W (Normal)	27
W (SAS 16)	30
Service après-vente	81
Réalésage	81
Révisions	81
Rôdage + rectifiage cône et face	81
Rôdage simple	81
Spécialités Serge Meister	53
Appareil à meuler	54
Canon tournant	55



Backen	56
Backen	56
Führungsbüchsen	8
Automatisch	19
ESCO D2	16
ESCO D2 (einstellbar)	16
ESCO D6	17
ESCO D6 (Kugel)	17
ESCO New Mach	18
Fest	13
Gestossen	12
Gezogen	9
Hülsen-Halter	20
Magic Typ A	15
Magic Typ B	15
TOP	19
TOR 4	18
Hülsen	50
Hülse + Mutter	51
Zangenhülse	52
Index von N° Serge Meister	89
Kundendienst	81
Ausschleifen	81
Läppen + Nachschleifen Konus und Frontfläche	81
Läppen einfach	81
Revisionen	81
Kundenspezifische Anfragen	70
Kundenspezifische Anfragen	70
Kundenspezifische Anfragen	80
	57
Maschinen	57
Bechler	58
Citizen	58
Hanwha	59
MANURHIN K'MX	61
Nexturn	61
Petermann	63
Star	63
Tornos	65
Tornos Multibroches	67
Tsugami	67
Optionen	38
"Wave" Schlitz	44
"Zigzag" Schlitz	44
4-kant, Rechteck Bohrung	42
6, 8-kant Bohrung	42
Bohrung mit Querrillen	45
Bohrung mit Querrillen	46
Einfügen oder vervollständigen Bronze	40
Exzentrische Bohrung	42
Fase an Schlitz	44
Feine Schlitz	45
Hartmetall - Konus	43
Kleine Ø	41



Lang Hartmetall	41
Nasenlänge	43
Nute	45
Oberflächenbehandlung	40
Oberflächenbehandlung	40
Oberflächenbehandlung	41
Oeffnung der Zangen	46
Ohne Fase	43
Optionen	39
Optionen	39
Rodieren Inox	39
Spannzangen	21
B	30
Dehnbar	37
Doppelkegel	33
F (Lange Nase)	24
F (Normal)	22
F Wahli	26
Lambert	32
LNS	37
MultiSwiss	33
P	31
P (AS 14)	31
PR	32
ROL 8	36
Spannzangen Stangenlader	34
TOR 4	36
Transport-Zangen Typ B	34
Transport-Zangen Typ T	35
W (Lange Nase)	29
W (Normal)	27
W (SAS 16)	30
Spezialitäten Serge Meister	53
Mitlaufende Führungsbüchse	55
Schleifapparat	54
Standard Toleranzen Serge Meister	82
Bohrungs-Toleranzen	82
Zusatz-Optionen	47
Anschlag	48
Ausswerfer	47
Ausswerfer Typ A	47
Ausswerfer Typ B	47
Kunststoffführung	49
Messing-Führung	48
Präzisionsführung Stahl	48

Additional options	47
Back stops	48
Brass guide	48
Ejector	47
Ejector Type A	47
Ejector Type B	47
Plastic guide	49
Precision guide steel	48
After-sales service	81
Lapping + grinding cone and face	81
Reboring	81
Revisions	81
Simple lapping	81
Collets	21
B	30
double cone	33
Expanding	37
F (Extended nose)	24
F (Normal)	22
F Wahli	26
Feed finger	34
Lambert	32
LNS	37
MultiSwiss	33
P	31
P (AS 14)	31
PR	32
ROL 8	36
TOR 4	36
Transporter Type B	34
Transporter Type T	35
W (Extended nose)	29
W (Normal)	27
W (SAS 16)	30
Custom made demands	70
Custom made demands	70
Custom made demands	80
Guide bushes	8
Automatic	19
Drawn	9
ESCO D2	16
ESCO D2 (adjustable)	16
ESCO D6	17
ESCO D6 (ball)	17
ESCO New Mach	18
Magic Type A	15
Magic Type B	15
Plain	13
Pushed	12
Sleeve holder	20
TOP	19
TOR 4	18
Index by N° Serge Meister	89
Jaws	56
Jaws	56



	57
Machinery	57
Bechler	58
Citizen	58
Hanwha	59
MANURHIN K'MX	61
Nexturn	61
Petermann	63
Star	63
Tornos	65
Tornos Multibroches	67
Tsugami	67
Options	38
"Wave" Slots	44
"Zigzag" Slots	44
Carbide cone	43
Excentric bore	42
Grooved and serrated bore	45
Grooved and serrated bore	46
hex, octa bore	42
Insert or complete bronze	40
Keyway	45
Long carbide	41
Narrow slots	45
Nose length	43
Opening of collets	46
Options	39
Options	39
Relieved slots	44
Sharp edge	43
Small Ø	41
Square, rectangle bore	42
Stainless-steel lapping	39
Surface traitement (coating)	40
Surface traitement (coating)	40
Surface traitement (coating)	41
Serge Meister specialties	53
Grinding unit	54
Revolving guide bush	55
Serge Meister standards	82
Run out tolerance	82
Sleeves	50
Collet sleeve	52
Sleeve + nut	51



1		B		F		F		L	
10-HS	63	BW127E/8E/8ZE/9:	69	F10-42	22	F37-82	23	LNS4.8	37
A		BW12E	69	F10-42.6	22	F37-82-20	25	M	
A-10 / AR-10	58	BW207E/8E/8ZE/9:	69	F10-42-10	24	F37-82-25	25	M-12	59
A-20	58	BW20E	69	F10-42-12	24	F37-82-30	25	M-16	59
A-4	58	C		F10-42-16	24	F38.08-98.5	23	M-20	59
A-7	58	C-16	58	F10-42-8	24	F38.08-98.5-24.5	25	M-32	59
AM53-00	54	Compact	61	F-12	58	F39-71	23	M-4	66
AM53-01	54	CT-20	65	F12-40.2	22	F4.5-15.45	22	M-7	66
AM53-02	54	D		F12-40.2-10	24	F42-85	23	M7-00	55
AM53-03	54	D11-15-40-30	51	F12-58	22	F42-85-20	26	M7-01	55
AM53-04	54	D11-15-50-16	51	F13-58	22	F42-85-25	26	M7-02	55
AM53-05	54	D12-16-40-30	51	F13-58-10	24	F48-85	23	M7-03	55
AM53-06	54	D12-16-48.5-16	51	F13-58-12	24	F48-85-28	26	M7-04	55
AM53-07	54	D16-20-50-30	51	F13-58-M	22	F6-27	22	M7-05	55
AM53-10	54	D16-20-50-30	51	F14-40	22	F7-23	22	MAG-A-30	15
AM53-20	54	D16-20-56-16	51	F14-42	22	F7-36	22	MAG-A-38	15
AM53-21	54	D16-22-52-16	51	F15-22	22	F7-36-10	24	MAG-B-10	15
AM53-22	54	D17-22-50-30	51	F15-42	22	F8-37.5-10	24	MAG-B-13	15
AM53-30	54	D18-22-44-30	51	F15-58	22	F8-37.5-12	24	MAG-B-18	15
AM53-31	54	D18-22-50-30	51	F15-58-13	24	F8-37.5-8	24	MAG-B-30	15
AM53-32	54	D20-25-45-30	51	F15-58-15	24	FI10	14	MAG-B-36	15
AS14-CUBE	56	D22-30-63-16	51	F15-58-20	24	FI12	14	MICRO-7	66
AS14-MD	56	D22-32-63-16	51	F-16	58	FI13	14	MICRO-8	66
AUT-9-51	19	D22-32-64-16	51	F16-50	22	FI15	14	Mirabel PM32	61
AUT-9-63	19	D22-34-64-16	51	F16-50-20	24	FI16	14	MR-28/32	66
B		D22-36-64-16	51	F16-58	22	FI20	14	MS23-75	33
B007E	67	D24-30-50-30	51	F16-58-13	24	FI22	14	MS23-75-20	33
B0123E/4E/5E	68	D25-32-50-30	51	F16-58-15	24	FI24	14	MS-7	66
B0126	68	D28-40-71-30	51	F16-58-20	24	FI25	14	MS7-05	55
B0128WE	68	D28-56-71-30	51	F16-58-8	24	FI30	14	MSL-12	59
B012AE/CE	67	D32-40-50-30	51	F18-58	22	FI32	14	MultiAlpha 6x32	67
B018AE/CE	68	D7-10-25-16	51	F18-60	22	FI34	14	MultiAlpha 8x20	67
B0203E/4E/5E	68	D9-12-39-16	51	F-20	58	FI35	14	MultiAlpha 8x28	67
B0206	68	D9-13-39-16	51	F20-49	22	FI36	14	MultiDeco 20/6	67
B0208WE	68	D9-13-40-60	51	F20-49-13	24	FI40	14	MultiDeco 20/6b	67
B020AE/CE	68	D9-15-40-30	51	F20-49-15	24	FI50	14	MultiDeco 20/8	67
B0265E/6E	68	DC35-60	33	F20-49-20	24	FI6	13	MultiDeco 20/8b	67
B0325E/6E	68	DC43-68	33	F20-55	22	First 226/326C	61	MultiDeco 26/6	67
B0385E, Bar Ø 32	68	DECO-10	65	F20-60	22	G		MultiDeco 32/6i	67
B0385E, Bar Ø 38	68	DECO-13	65	F20-60-15	24	GAMMA-20/6	66	MultiSigma 8x20	67
B038ME	68	DECO-20	65	F20-60-20	25	GT-13	66	MultiSigma 8x28	67
B038TE	68	DECO-26 (32)	65	F22-49	22	GT-26	66	MultiSwiss 6x16	67
B074E	67	DECO-7	65	F22-49-15	25	GT-32	66	MultiSwiss 6x32	67
B-12	58	DECO-8 SP	65	F22-49-20	25	H		MultiSwiss 8x26	67
B-20	58	DELTA-12	65	F22-59	23	H205E/6E	69	N	
B-32	67	DELTA-12	65	F22-60	23	HS20	69	NAT-125	66
B32-102	30	version III		F24-55	23	HS207	69	Normal	82
B32-106	30	DELTA-20	65	F24-55-15	25	HS26	69	NP-4W	69
B32-106-24	30	DELTA-20	65	F24-55-20	25	HS32	69	NT-NP 11	69
B45-115	30	version III		F-25	58	HS38MH	69	NT-NP 16	69
B6.5-35.5	30	DT26	65	F25-59	23	HS38MH/5AX	69	NT-NP 16-II	69
B6-31.3	30	E		F25-67	23	J		NT-NP 17	69
B6-31.3-V2	30	E-16	58	F25-67-18	25	JNC-10	63	NT-NP 20	69
B8-35.5	30	E-20	58	F25-67-20	25	JNC-16	63	NT-NP 20-II	69
B8-35.5-7	30	E-25	58	F25-67-25	25	JNC-32	63	NT-NP 32	69
BH20E/ZE	68	E-32	58	F26-60	23	K		O	
BH38E, Bar Ø 32	68	ECAS-20	63	F27-64.7	23	K-12	58	OM-98/KL-32	61
BH38E, Bar Ø 38	68	ECAS-32	63	F27-65-18	25	K-16	58	P	
BN12E	68	ENC-163/164/167	66	F27-65-25	25	KJR-16	63	P014E/HE	69
BN20E	68	ENC-262/264	66	F27-65-8	25	KJR-25	63	P01E	69
BR-12 / BR-16 /	58	ENC-74/75	66	F28-63	23	KMX-20/220	61	P034E/HE	69
BR-20		ES-D2-10-107	16	F28-63-20	25	KMX-26/226	61	P03E	69
BS 007	68	ES-D2-10-110	16	F28-63-25	25	KNC-20	63	P10-39	31
BS125HE/6HE	68	ES-D2-10-113-AJ	16	F30-59	23	KNC-32	63	P-16/P-16R	63
BS12AE/BE/CE	68	ES-D2-10-115	16	F30-59-20	25	L		P16-76	31
BS18AE/BE/CE	68	ES-D2-10-CNC	16	F30-70	23	L-10 I	58	P-20R/P-25	63
BS205HE/6HE	68	ES-D6-12-49.2	17	F32-59	23	L-10 Watch	58	P25-75	31
BS20AE/BE/CE	68	ES-D6-12-49-B	17	F32-67	23	L-12	59	P-3	63
BS26AE/BE/CE	68	ES-MC-10-58-C	18	F32-67-15	25	L14-34	32	P-4	63
BS32CE	68	ES-MC-10-58-P	18	F32-67-20	25	L14-36	32	P4.5-22.9	31
BU/MU 26	68	EVODECO-10	66	F32-67-25	25	L-16	59	P5-22.9	31
BU/MU 38	69	EVODECO-16	66	F34-70	23	L-20	59	P6-24.1	31
BU20E	68	EVODECO-20	66	F35-63	23	L-25	59	P6-27.2	31
BU26E	68	EVODECO-32	66	F35-63-27	25	L-32	59	P-7	63
BW07E	69	EXP13-57	37	F35-72	23				
				F35-72-28	25				



P		R		S		T	
P-7R	63	ROL8-M	36	SV-12	64	TOR4	36
PC18-77.3-A	34	RR-20	66	SV-20	64	TOR411	18
PC18-77.3-B	34	S		SV-20R	64	TOR411G	18
PD20-37	20	S20	69	SV-32	64	TOR4-G	36
PD20-43.5	20	S205E/6E	69	SV-38R	64	Traminer-13	61
PD23-45	20	SA 20B	62	SW-12R11	65	Traminer-16	61
PD28-40.5	20	SA 20PII	62	SW-20	65	Traminer-20	61
PO11-30	12	SA 20PYII	62	SW-7	65	TT05	35
PO13-30	12	SA 20XII	62	SW-7R	65	TT10	35
PO14-35	12	SA 26PII	62	Swing-13	61	TT12	35
PO15-35	12	SA 26PYII	62	Swing-20	61	TT5	35
PO16-30	12	SA 26XII	62	Swing-26	61	TT7	35
PO16-35	12	SA 32B	62	Swing-32	61	TT8	35
PO16-40	12	SA 32PII	62	Swiss NANO	66	Twin-13	61
PO18-40	12	SA 32PYII	62	T		Twin-20	61
PO20-40	12	SA 32XII	62	T11-50	9	U	
PO22-42	12	SA 32XIII	62	T11-53-M10.075	9	UP	82
PO24-42	12	SA 38PII	62	T11-53-M10.080	9	V	
PO26-42	12	SA 38PYII	62	T12-50-M10.075	9	VNC-12	65
PO28-45	12	SA 38XIII	62	T12-50-M12.1	9	VNC-20	65
PO30-42-C29	12	SA-12/16	63	T13-41.5	9	VNC-32	65
PO30-42-C30	12	SA-12A	61	T14-64	9	W	
PO30-60	12	SA-12B	61	T16-52	9	W10	27
PO32-45	12	SA-18A	62	T16-58	9	W10-8.6	29
PO34-42	12	SA-20D	62	T16-59	9	W12	28
PO34-48	12	SA-20E	62	T16-59-M15.1	9	W12-8.8	29
PO34-60	13	SA-26D	62	T16-61	9	W15	28
PO38-45	13	SA-26E	62	T17-61	9	W15-12	29
PO38-60	13	SA-32D	62	T18-59-M16.1	9	W15-15	29
PO42-50	13	SA-32E	62	T18-60-M18.1	9	W15-20	29
PO42-60	13	SA-38E	62	T20-55	9	W20	28
PO42-72	13	SAS 16.6	67	T21-56.4	9	W20-15.5	29
PO46-60	13	SAS16-CUBE	56	T21-57.4	9	W20-15.5-R	29
PO48-72	13	SAS16-MD	56	T21-65.5	10	W20-25.5	29
PO52-72	13	SB-12	64	T22-68-M19.1	10	W20-R	28
PO7-19	12	SB-16	64	T22-68-M22.1	10	W25	28
PO8.6-34	12	SB-20	64	T22-68-M22.1-R	10	W25-19.7	29
PO9-30-C19	12	SB-20RG	64	T23-72	10	W25-19.7-M	29
PO9-30-C30	12	SE-16	64	T24-61	10	W25-19.7-R	29
PP10-14-77-20	52	SF-00	55	T25-71	10	W25-94	30
PP10-15-60-20	52	SF-01	55	T26-77	10	W31.75	28
PP10-15-77-20	52	SF-02	55	T27-57.5	10	W31.75-25.4	29
PP10-18-85.5-20	52	SF-25	64	T27-67.5	10	WA12-11	27
PP10-18-88-20	52	SH-12	64	T28-81	10	WA12-11-M	27
PP10-18-93-20	52	SH-16	64	T28-82-M25.1	10	WA12-9	26
PP10-20-62.7-20	52	SH-7	64	T28-82-M27.1	10	WA12-9-M	27
PP13-18-85.5-16	52	SI-12 NP	64	T30-70	10	X	
PP13-18-88-16	52	SIGMA-20	66	T32-71	10	XD-07	60
PP14-20-62.7-13	52	SIGMA-32	66	T34-87.5	10	XD-12 H	60
PP14-21-66-13	52	SIGMA-8	66	T40-72-M36.1	10	XD-12 J	60
PP15-20-85-16	52	SL-12 S/H	59	T40-72-M40.1	10	XD-16 H	60
PP15-20-86-16	52	SL-16 S/H	59	T41-54	10	XD-20 H	60
PP15-21-54.7-20	52	SL-20 S	59	T42-82-C16	10	XD-20 M	60
PP15-22-90-16	52	SL-26 HP II	59	T42-82-C16-M	10	XD-20 N	60
PP15-22-91-16	52	SL-26 S/H	59	T42-82-C20	10	XD-20 V	60
PP16-22-90-16	52	SL-32 HP II	59	T44-87	10	XD-26 H	60
PP16-22-91-16	52	SL-32 HPD	59	T45-82	11	XD-32 H	60
PP20-28-114-16	52	SL-32 S/HE	60	T46-92	11	XD-35	60
PP7-13-36-15	52	SL-35 HP	60	T48-81-C10	11	XD-38	60
PP8-12-66-16	52	SNC-15	64	T48-81-C30	11	XDI-20	60
PR28-73	32	SR-10J	64	T48-82	11	XL-32	61
PR35.5-80	32	SR-16	64	T7-29	9	XL-36	61
R		SR-20J	64	T7-30	9	XP-12 S	60
R-04	59	SR-20JN	64	T9-26	9	XP-16 S	60
R-07	59	SR-20R	64	T9-44	9	XP-20 S	60
R-10	66	SR-20RIV -/B	64	T9-50	9	XP-26 S	60
R10-00	55	SR-32	64	TB9-30-11	34		
R10-01	55	SR-32J	64	TB9-45	34		
R10-02	55	SR-32JII-A / B	64	TB9-45-6	34		
R10-03	55	SR-32JN	64	TBM-32	19		
R10-04	55	SR-38-A / B	64	TMU1E, Bar Ø 32	69		
R10-05	55	SST-16	64	TMU1E, Bar Ø 38	69		
R-16	66	ST-20	64	TOP100	19		
RNC-10	63	ST-26	66	TOP-100	66		
RNC-16	63	ST-38	64	TOP200	19		
ROL8	36	STL-32H	60	TOP-200	66		



serge meister  **sa**

P R E C I S I O N C A R B I D E T O O L S

2018

